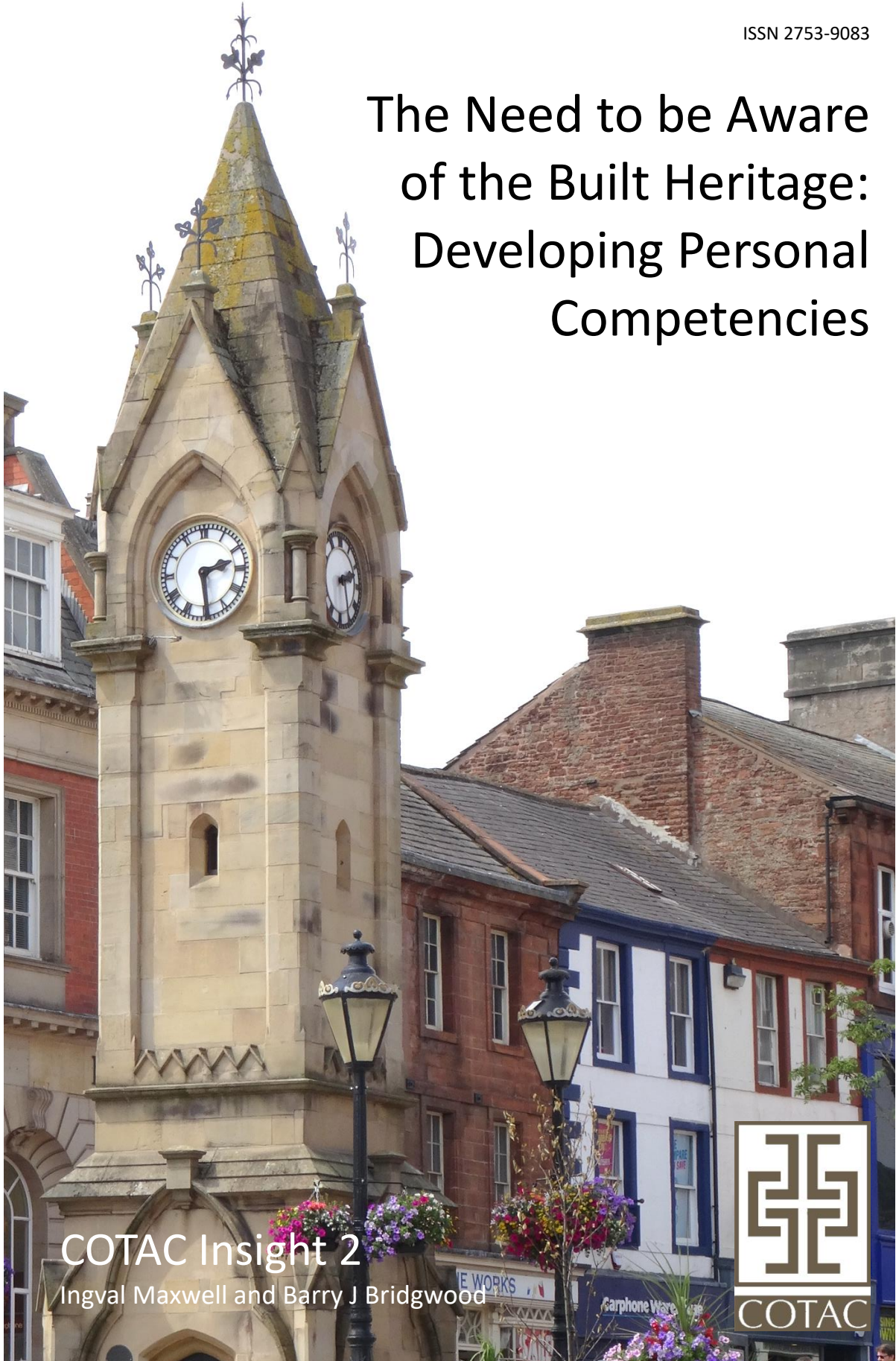



ISSN 2753-9083

The Need to be Aware of the Built Heritage: Developing Personal Competencies



COTAC Insight 2

Ingval Maxwell and Barry J Bridgwood



COTAC Insight 2: The Need to be Aware of the Built Heritage: Developing Personal Competencies

Council on Training in Architectural Conservation (COTAC)

COTAC originated in 1959 in response to the need for training resources for practitioners in the repair and conservation of historic churches. Since its inception the Charity has consistently worked to lift standards across the UK's conservation, repair, and maintenance (CRM) sector. This has involved working in partnership with national agencies, professional and standard setting bodies, educational establishments, and vocational training interests.

COTAC Insight Series

The COTAC Insight Series of on-line learning publications has been prepared in support of COTAC's stated Educational Aims and Objectives and its Understanding Conservation School Structure. This sets out the strategic web-site development of www.cotac.global where various publications of the Insight Series are posted under the Learning Menu tab.

Whilst every care has been taken in the preparation of the information in the Insight Series, COTAC and its author researchers specifically exclude any liability for errors, omissions or otherwise arising from its content. Virtually all images sourced from the authors' private archive, © Ingal Maxwell, with a few historic and archival resources incorporated in a manner as fair-use educational material under the terms of the Creative Commons Attribution-Non-Commercial-ShareAlike (CC-BY-NC-SA) license or as otherwise attributed.

In compiling this additional Insight 2 material considerable input has been received from Barry J Bridgwood to whom thanks are expressed for his continuing commitment and dedication, providing much of the support text whilst also undertaking significant editorial duties. Thanks, are also due to Roger Perrott for his support. Collectively, the Insight material is offered in support of the COTAC sister Understanding Conservation 5 Units within the overall framework of COTAC's Understanding Conservation School Structure.

© Ingal Maxwell and Barry J Bridgwood 2026

ISSN 2753-9083

COTAC, London: May 2026

Cover Image: Penrith © Ingal Maxwell

Context

Architectural conservation is a complex and collaborative field that cannot be managed by a single person or discipline. It requires cooperation between owners, legislators, administrators, professionals, technologists and specialists to address cultural, technical, social and environmental aspects of historic assets. Within this interdisciplinary framework, individuals should develop a shared level of competencies in informed decision-making, enabling them to contribute responsibly and critically while supporting broader conservation objectives. The process requires recognising structural change, diagnosing decay and understanding wider contextual relationships by applying international doctrines, legislative needs and ethical standards. Individuals should appreciate the limits of their expertise, identify when specialist advice is required to collaborate and communicate effectively with interested parties



Granada Alhambra Talleres de Restauracion DSC04548 March 2026

COTAC's guidance supports individuals in developing these competencies through structured on-line learning accessible through the Learning Menu tab at www.cotac.global. Informed by the 1993 ICOMOS Education and Training Guidelines, the COTAC material encourages reflective, integrated study and development to create a growing understanding of architectural conservation. Supported by downloadable "*Insight*" handbooks and image sets, this self-learning structured framework is offered in three progressive stages of: "*Appreciating*", "*Being Aware of*" and "*Becoming Skilled in*" built heritage matters.

Insight 1: "*Need to Appreciate the Built Heritage*" consists of 6 Units aimed at encouraging an introductory understanding of practical conservation, its challenges and underlying philosophy. Topics include recognising significance, understanding appearance, building performance, conservation considerations, impacts of interventions and observational skills.

Insight 2: "*Need to be Aware of the Built Heritage*" develops this foundation by introducing the ICOMOS Education and Training Guidelines through 14 annotated image sets.

The "*Understanding Conservation Skilled in*" 5 Units are also based on the ICOMOS Guidelines, developed with Edinburgh Group support and updated to reflect on "*BS7913 – 2013*" guidance on contemporary conservation practice.

Insight 2: The Need to be Aware of the Built Heritage

Insight 2's *The Need to be Aware of the Built Heritage*' include:

COTAC's Introduction of the Need to be Aware of the Built heritage *ISSN 2753-9083*
Exploring ICOMOS Education and Training Guidelines with:
Annotated Image Sets of the 14 Guidelines
Suggested digital Bibliography in support of each
See: <https://cotac.global/learning/insight2/>

The *ICOMOS Education and Training Guidelines* have maintained their relevance in offering a succinct framework to follow when caring for the built heritage. They have been fully adopted by COTAC as revealed in the Understanding Conservation School Structure Introduction volume. See: <https://cotac.global/edinburghgroup/page-3/>

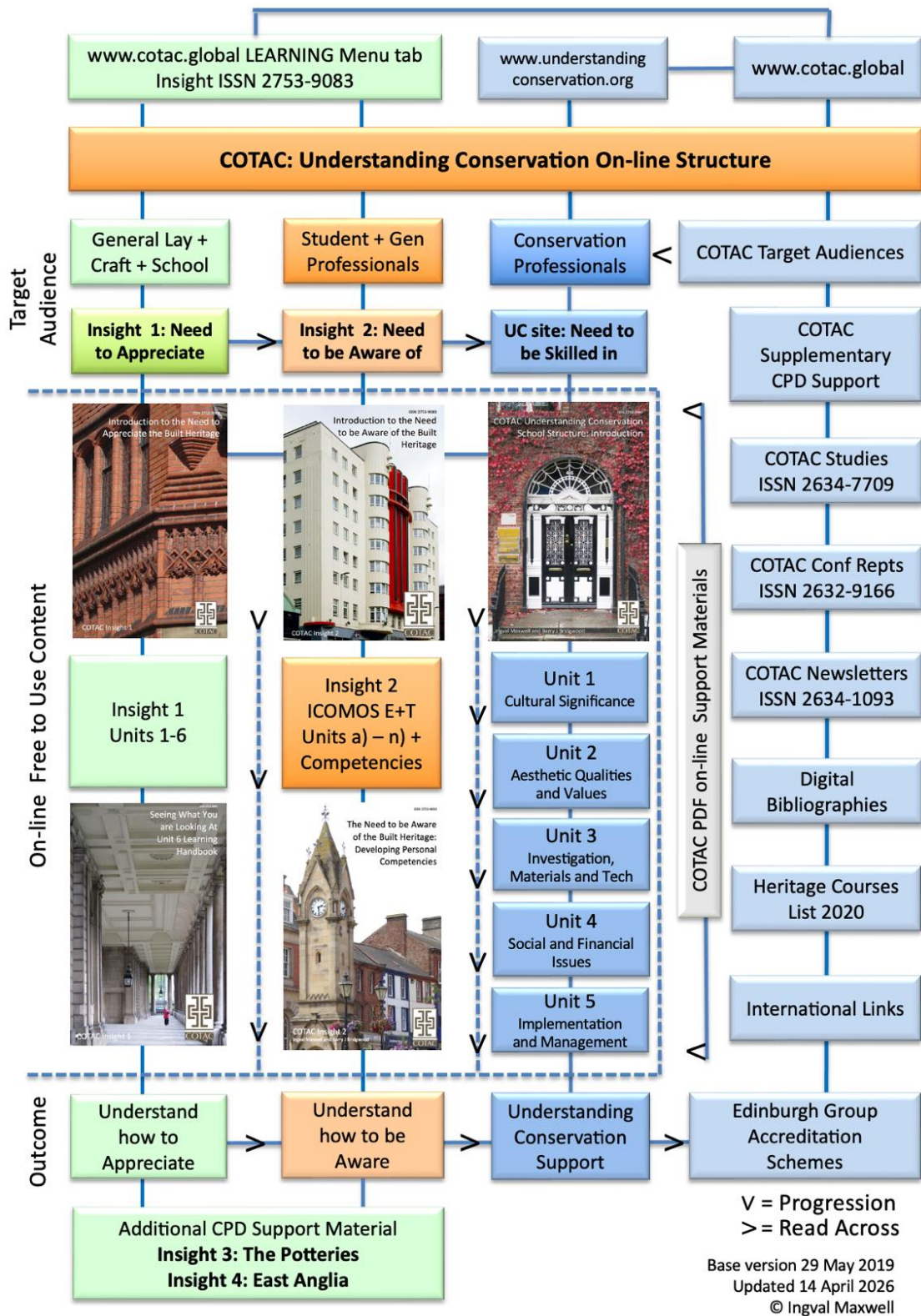
Insight 2: Additional 'Developing Personal Competencies' Volume Intentions

Building upon the previous Insight 2 content, this additional Volume "***Developing Personal Competencies***", and its various Parts, aims to enhance that appreciation and awareness at a personal level by encouraging further reflections upon decisions previously taken in various conservation related activities, or simply by considering what may be involved.



Leeds DSC07061 Oct 2014: Material diversity requiring various operational competencies

This additional Insight 2 volume “*The Need to be aware of the Built Heritage: Developing Personal Competencies*” sits at the heart of COTAC’s self-learning structured intentions, as illustrated in column two below:



COTAC Understanding Conservation On-line Structure

Developing Personal Competences: Support Guidance

Accessible through the www.cotac.global website “Learning” menu tab, this volume builds upon COTAC’s Insight 1’s “The Need to Appreciate the Built Heritage” and Insight 2’s previous “The Need to be Aware of the Built Heritage” material.

Combined, this material aims to act as a ‘primer’ for those who wish to advance into COTAC’s “Understanding Conservation” on-line suite of 5 self-learning Units. The illustrative content that follows is arranged to explore 14 “Personal Competences” that have been compiled in accordance with ICOMOS Education and Training Guidelines a) to n). It does so in 5 Parts.

Being equally applicable to modern structures, the term “Historic Asset” as used in the document refers to:

A building, structure, or site with historical, cultural, architectural, or social elements of significance. Its related value comes from its age, heritage, authenticity and contribution to the character, setting and identity of its surroundings. An “Historic Asset” may also be valued for its relationship to the local environment and its role in reflecting the history and development of its place.



Holborn, London: The design function, fashion, and pattern of buildings change with time

Developing Personal Competencies

Parts 1–5 groups the 14 ICOMOS Education and Training Guidelines into sequential stages of learning and development. The overall intention describes a staged learning process that moves from understanding historic assets, to analysing information, making judgements, testing conclusions and applying methods in practice.

Part 1

Incorporating ICOMOS Guidelines a)–d), Part 1 focuses on understanding heritage and historic assets in a broad and informed way. This includes recognising cultural significance, historic development, material condition and wider setting, alongside identifying and gathering relevant sources of information.

Part 1 a) – d): Appreciating Significance and Setting

Focuses on gathering and understanding relevant information.

Part 2

Incorporating ICOMOS Guidelines e)–g), Part 2 shifts towards analysing and interpreting the information gathered in Part 1. Users are encouraged to assess evidence, identify opportunities and constraints and develop informed judgements that balance conservation principles with practical considerations.

Part 2 e) – g): Understanding, Diagnosing and Reporting

Focuses on analysing and synthesising relevant information.

Part 3

Incorporating ICOMOS Guidelines h)–i), Part 3 focuses on clearly communicating an informed understanding of heritage and historic assets. Users should demonstrate how key issues have been identified, how guidance has informed conclusions and how informed judgement supports decision-making.

Part 3 h) – i): Making Philosophical and Ethical Judgements

Focuses on evaluating conclusions against relevant guidance and principles.

Part 4

Incorporating ICOMOS Guidelines j)–k), Part 4 encourages users to test their conclusions against legislation, policy frameworks and recognised guidance. This helps demonstrate an understanding of wider professional responsibilities and an ability to justify decisions clearly and consistently.

Part 4 j) – k): Seeking and Giving Advice

Focuses on developing well-informed and justified recommendations.

Part 5

Incorporating ICOMOS Guidelines l)–n), Part 5 focuses on applying previous learning through development of an appropriate methodology. This includes identifying suitable interventions and engaging with clients and stakeholders to ensure outcomes respond to an asset’s significance, condition and long-term sustainability.

Part 5 l) – n): Documenting Activities and Working with Others

Focuses on applying a methodological approach in collaboration with relevant parties.



Edinburgh June 2025: An expression of what remains temporarily hidden

Developing Personal Competencies: Parts 1 – 5 Contents

	Page
Part 1: ICOMOS Guidelines a) – d) Appreciating Significance and Setting	1
Competence a) Consider how to appreciate Significance	3
Develop Personal Competence a) Explore influences to reveal value	19
Competence b) Understand history and technology	20
Develop Personal Competence b) Define Identity to inform conservation	28
Competence c) Develop a conceptual and analytical understanding	29
Develop Personal Competence c) Consider setting and context to inform conservation	36
Competence d) Explore critical skills of sourcing and analysing	37
Develop Personal Competence d) Interpret information to create conservation knowledge to inform practice	44

Part 2: ICOMOS Guidelines e) – g)
Understanding, Diagnosing and Reporting **45**

Competence e) **47**
Explore, understand and analyse

Develop Personal Competence e) **55**
Consider historic assets as complex structures

Competence f) **56**
Diagnose causes of decay with knowledge

Develop Personal Competence f) **64**
Consider judgment as basis for appropriate action

Competence g) **65**
Communicate understanding of inspection results:

Develop Personal Competence g) **75**
Consider interpretation and clarity of reporting



Tay Rail Bridge + Remnants of the 1879 disaster requiring an understanding and diagnosis

	Page
Part 3: ICOMOS Guidelines h) – i) Making Philosophical and Ethical Judgements	76
Competence h) Consider the importance of applying guidance	78
Develop Personal Competence h) Understanding international and national philosophies	89
Competence i) Focus on ethical judgment and responsibility	90
Develop Personal Competence i) Consider long-term stewardship in approach	101
Part 4: ICOMOS Guidelines j) – k) Seeking and Giving Advice	102
Competence j) Emphasise interdisciplinary collaboration	104
Develop Personal Competence j) Recognise when specialised expertise is required	113
Competence k) Provide expert advice	114
Develop Personal Competence k) Consider long-term care of historic assets	122

Part 5: ICOMOS Guidelines l) -n)
Documenting Activities and Working with Others **123**

Competence l) **125**
Focus on documentation and archiving

Develop Personal Competence l) **136**
Ensure accessibility for future use and accountability

Competence m) **137**
Focus on how to function

Develop Personal Competence m) **143**
Operate in an effective multi-disciplinary team

Competence n) **144**
Focus on collaboration

Develop Personal Competence n) **151**
Create appropriate conservation strategies



Alicante Castle Lift Tower Aug 2022 © Barry Bridgwood: A product of working together

Developing Personal Competencies

Part 1

Appreciating Significance and Setting



Developing Personal Competencies:

Part 1: ICOMOS Guidelines a) – d)

Appreciating Significance and Setting

Focuses on gathering and understanding relevant information.



Part 1 Belfast: DSC02162 July 2024

Incorporating ICOMOS Guidelines a) - d) Part 1 is on appreciating the heritage and historic assets in a comprehensive manner. This includes recognising cultural significance, historic development, material conditions and wider settings, along with the systematic identification and collation of relevant sources of information. Users are encouraged to demonstrate what information has been gathered, how it is relevant and reliability assessed. By understanding and interpreting the asset's setting this context can help reveal the unique tangible and intangible aspects, character and essence that distinguishes the asset from others. Such a holistic concept goes beyond the physical fabric to encompass a combination of natural features and elements such as history, memories, traditions and sensory experiences that makes the asset valued and its location significant.

Competence a): Consider how to appreciate Significance

Explore a range of influences to reveal value

Understanding how significance of built heritage is officially valued and promoted is essential to ensure its appreciation, protection and sustainable management. Historic building assets and landscapes reflect cultural identity and achievements of past generations, helping to shape the character of places today. In safeguarding these assets, official systems of recognition and protection have been established. These include World Heritage Sites, Scheduled Monuments, Listed Buildings and Conservation Areas, each serving a specific role in identifying, preserving and celebrating heritage that is of international, national and local significance.



Tower of London: World Heritage Site

The Tower of London, a UNESCO World Heritage Site since 1988, stands on the River Thames in central east, London. Originally founded by William the Conqueror in 1078 after the Norman Conquest of Britain in 1066. It has served as a Royal palace, Royal treasury and mint, fortress and prison. It became a World Heritage Site recognised for its outstanding universal value, symbolizing royal power, historic events and medieval architecture.

World Heritage Sites are places of outstanding universal value recognised by UNESCO for their cultural, historical, or natural importance to humanity. They are protected to preserve their unique significance for future generations. World Heritage Site criteria assess sites for “*Outstanding Universal Value*.” Assessment includes ten criteria: six cultural and four that are natural. Cultural criteria assess human creativity, architectural or technological achievement, cultural traditions, land use patterns associated with ideas or beliefs. Natural criteria evaluate exceptional natural beauty, geological or ecological processes and significant biodiversity. A site must meet at least one criterion and satisfy conditions of integrity or authenticity and have implemented adequate systems of protection and management. This system ensures

only the most significant cultural and natural treasures receive World Heritage status, promoting their preservation for future generations.



Petra Treasury: World Heritage Site

Petra, in southern Jordan, became a UNESCO World Heritage Site in 1985, recognised for its outstanding universal value. Carved into red sandstone rock faces by the Nabataeans over 2,000 years ago, it showcases exceptional engineering, architecture and cultural exchange between ancient civilizations. Its dramatic landscape and well-preserved monuments, such as the Treasury, highlight human creativity and adaptation to a desert environment.

Scheduled Ancient Monuments are nationally important archaeological sites or historic buildings given legal protection by the UK government. They include ancient ruins, burial mounds, castles and industrial heritage sites. Scheduling helps preserve them from unauthorized changes or destruction, ensuring their archaeological and historical significance is maintained. Consent is required for any work affecting a Scheduled Monument helping to safeguard these irreplaceable remnants of the past for educational, cultural and research purposes.



Stenness Standing Stones: World Heritage Site



Ring of Brodgar: World Heritage Site

The Heart of Neolithic Orkney, including the Scheduled Ancient Monuments of Skara Brae, Maeshowe, Stones of Stenness and Ring of Brodgar, became a UNESCO World Heritage Site in 1999. It was inscribed for its exceptional preservation and insight into prehistoric life, ritual and architecture—showcasing the spiritual and social achievements of Scotland’s Neolithic Orkney Islands people some 5,000 years ago.

Listed Buildings are structures officially designated for their special architectural or historic interest. They range from imposing cathedrals to modest cottages, each representing a significant aspect of the nation’s heritage. Buildings are graded depending upon their importance. Listing ensures changes respect a building’s design, character, history and use of materials—preserving authenticity, cultural significance and social identity.



Greenwich Old Naval College: World Heritage Site

Maritime Greenwich became a UNESCO World Heritage Site in 1997. It was inscribed for its exceptional architecture, landscape and historic significance illustrating English artistic and scientific achievements. The site includes the Royal Observatory, Queen’s House and Old Royal Naval College, reflecting royal patronage, development of classical architecture and Greenwich’s key role in navigation and astronomy.

Conservation Areas are designated zones that preserve character and appearance of historically or architecturally significant places. They often include groups of buildings, streets and open spaces of special interest. Local authorities manage these areas through planning controls preventing inappropriate development or demolition. Conservation Areas aim to sustain distinct identities and aesthetic value of neighbourhoods, ensuring that change enhances rather than detracts from historic and visual appeal. This level of protection may include constraint on loss of value offered by soft landscape and trees.



Crail: Harbour Conservation Area

The harbour area in Crail was designated a Conservation Area in 1984 by Fife Council. It was designated because the village and harbour display special historic and architectural interest, with a rich maritime heritage, fine 16th C buildings and townscape worthy of preservation and enhancement.

It is important to recognise that traditionally constructed heritage assets, even when not officially designated, can face conservation challenges as protected sites. Buildings of similar age, style and materials require comparable repair and maintenance techniques to prevent deterioration. Issues such as weathering, structural decay and a requirement to use compatible traditional materials affect both listed and undesignated properties. Therefore, understanding and applying appropriate conservation practices is essential in preserving wider historic environments: not just those assets that have achieved formal recognised and degrees of protection in law.



York Minster East Precincts: Conservation Area

The area to the east of York Minster lies within a larger York Central Historic Core Conservation Area, originally designated in 1968 and extended in 1975. Designation was made to preserve or enhance its character, special architectural interest and historic value. This part of the city and Minster Precinct has a rich history dating back to Roman, Viking and medieval times. It has a high concentration of heritage assets, a medieval street layout and a close relationship to the Minster and city walls. Within the Minster Precinct, there are 8 Grade I, 23 Grade II* and 59 Grade II listed buildings, creating one of the highest concentrations of listed structures in York.

Increasingly, more modern buildings, constructed with contemporary materials, are also being valued and officially recognised for their pioneering design, structural innovations and cultural significance. With emerging importance, retaining their significance can present new and complex challenges as the adopted building techniques may have aged unpredictably, become obsolete and difficult to repair or disassemble in consequence how they were originally assembled.

But the same conservation principles equally apply regardless of the age of the structure being considered. When dealing with structures from the 20thC it is equally important to adopt and apply the ICOMOS Guidelines with the same considered approach. Just as specialist skills are required when dealing ancient structures, the fabric repair and conservation of this more modern heritage should be carried out with the same rigour and expertise.



Hayward Galley 1963-68 + Shell Centre Building 1958-62: Designated Conservation Area

The South Bank Conservation Area in London's Borough of Lambeth was first designated in 1982 - its boundary was extended in 1998 and revised again in 2016. The area was designated because it contains a nationally important collection of 20th C buildings fronting the south bank of the Thames - The Royal Festival Hall is Grade I listed, celebrated as an iconic example of postwar modernist architecture. County Hall, the former London County Council headquarters, is Grade II listed, along with Queen Elizabeth Hall, Purcell Room and Hayward Gallery - all recognized for their architectural innovation and cultural significance. Additional mid 20th C buildings, including Shell Centre and associated riverside offices, are also listed. Collectively they reflect the South Bank's importance as a nationally significant ensemble of modern architecture.

In addition, Building Control requirements, Planning and other legislation may apply to building works affecting heritage assets. Building Control ensures compliance with safety, accessibility and energy efficiency standards, while Planning Legislation regulates development and land use. However, these requirements can sometimes conflict with heritage protection laws - as an example, where modern safety upgrades or energy improvements risk altering a building's historic character.

In such cases, heritage legislation generally takes priority for designated assets; solutions must be carefully negotiated between conservation officers, planners and building control authorities to achieve safety and preservation objectives in a balanced and sensitive manner. Performing unauthorized work on a designated heritage asset can be a criminal offense; this can lead to prosecution or enforcement action requiring any infringing work to be reversed.



Glasgow: Ineffective control of different cleaning techniques

Cleaning sandstone buildings as part of urban renewal schemes often use harsh abrasive or chemical methods that can strip away a stone's natural protective surface. This can remove weathered patina that helped stone shed water, leaving it more porous and vulnerable to accelerated erosion, salt damage and staining; this especially where stone's mineralogical composition is ferruginous. The new appearance erases historic character and visual depth, creating an unnaturally bright, patchy or blotchy finish. As a result, well-intentioned cleaning can cause permanent physical damage and irreversible aesthetic harm, exacerbated by inconsistent methods applied across an otherwise coherent street façade.

An historic asset itself remains the core and most essential source of physical information in any conservation project. Every building or asset is a unique record of its own history, materials, construction techniques, alterations and signs of wear, all providing direct evidence of how it was built, used and adapted over time. This physical evidence often reveals details that cannot be found in written records or drawings, such as a sequence of changes, craftsmanship methods and effects of previous repairs or environmental conditions. As part of any conservation project local interest groups and heritage bodies may want to be consulted and have an influence on how the project is to be completed—their views and input must be considered when planning intervention work.

Close observation, investigation and analysis of an asset through measured surveys, material sampling, or archaeological recording can assist conservation professionals in making informed decisions about repair and maintenance. Understanding physical fabric ensures that interventions are compatible with existing materials, respect original construction methods

and avoid unintended damage. Ultimately, whilst heritage organisations provide policy frameworks and expert guidance, the building itself *'tells its own story'*. It is the most reliable and tangible witness to its past and therefore must be studied, interpreted and respected as a primary guide in its conservation process. This approach embodies a fundamental conservation principle of *'understanding before intervention'*, ensuring that decisions are based on evidence drawn directly from historic fabric itself.

The act of interpretation

In developing different professional disciplines, 19th C railway architecture split responsibilities between architects and structural engineers. Engineers handled iron bridges, train sheds and track bearing structures, especially in areas where new materials and long spans demanded technical calculation. Architects shaped passenger stations, offices and civic facades, giving rail travel a public image through stylistic choices such as classical or Gothic frontages. This division produced station buildings with ornate street elevations attached to vast engineered train sheds. The interpretation of each discipline's work is visible through public access architectural elements, such as facades and frontages, whilst structural efficiency is expressed in platform areas behind.



Antwerp Station 1895-1905: A fusion of architectural and engineering expertise

Antwerp Central Station building was constructed between 1895 and 1905. The historic main station building embodies a civic and monumental approach, emphasising grandeur, symmetry and ornate detailing, reflecting its era's focus on architecture as a prestigious public statement. In contrast, an integrated platform structure prioritises functionality and efficiency in spanning large areas, accommodating dynamic train loads and facilitating passenger circulation. Materials such as steel, reinforced concrete and glass are used to emphasise structural strength, transparency and adaptability over ornamentation. The contrast marks a transition from civic monumentality to functional engineering, balancing heritage and performance within one transport hub. Being listed as a "beschermde monument" (protected monument) in the Flemish Heritage Register, Antwerpen Centraal Station has had legislative protection since March 1975.

Conservation is not merely a technical exercise concerned with physical identification and preservation of buildings, assets or sites; it is an act of interpretation, understanding and empathy. It calls upon various professionals to engage deeply with places they seek to protect, recognizing that every stone, space and scar carries meaning. The statement that "*conservation works should only be entrusted to persons competent in these specialist activities*" underscores a need for education and training to develop practitioners with technical skill and interpretative insight. The ability to 'read' a heritage asset to identify its emotional, cultural and use significance lies at the very heart of competent conservation practice.



Kendal Castle: 13th C Scheduled Ancient Monument situated on a glacial drumlin above the town. It is also a designated Guardianship Monument in State Care

A Guardianship Monument is an ancient or historic monument where an owner voluntarily and legally transfers responsibility for its management, conservation and public access to a national heritage body (Historic England, Historic Environment Scotland and Cadw) or a local authority, via a formally agreed Deed of Guardianship. The managing body does not take ownership but gains full control to maintain, present and preserve a site with potential for using it to generate revenue - aiding in the cost of upkeep.

To read an asset effectively requires an interdisciplinary mindset, one that combines historical research, architectural analysis and cultural sensitivity. It is a document of human experience,

a repository of collective memory and a living witness to evolution of communities and their identities. Thus, understanding it fully begins with sourcing relevant official descriptions. These may include statutory designations, heritage registers, listing documents and conservation management plans. Such material often provides a foundational knowledge of an asset's historical and architectural significance, outlining reasons for its protection and the criteria by which it is valued. However, while these official sources are indispensable, they represent only one perspective that is often formal, institutional and constrained by a particular moment in time.

A competent conservationist must therefore consider official descriptions as starting points rather than definitive accounts. These documents often capture tangible aspects of significance, architectural style, age, materials and craftsmanship, but may not fully express intangible values that make a site meaningful to its community. Emotional significance, for instance, may lie in personal memories, rituals, or social gatherings that have occurred there, none of which may be formally recorded.



Český Krumlov, Czech Republic: UNESCO World Heritage Site

The significance of Český Krumlov extends beyond its boundaries and results from its UNESCO World Heritage Site status. This status recognises a globally unique preservation of an historic centre - alongside its international cultural and economic value as a major tourist destination and film location. Its importance derives from its remarkably intact medieval layout, extensive castle complex and unique cultural attractions like the Baroque Theatre, attracting visitors from around the world.

Similarly, use significance may evolve as a community's relationship with site changes over time. A disused industrial complex, once a place of labour, might later acquire cultural importance as a symbol of resilience or adaptation. This can vary in scale from complex urban

developments to individual locations. Official descriptions provide a factual base, but critical interpretation requires attention to what is stated as well as what is omitted.

Heritage rarely exists in isolation; it is part of a larger cultural and spatial network. Official significance of an asset may extend beyond its immediate boundaries. Reflecting that the values of one site may also apply to related locations; this broadens the scope of interpretation and deepens understanding. For example, a single historic building may be linked to a group of structures forming a coherent architectural ensemble, or to a landscape providing an historical context. Similarly, assets associated with a particular community, event, or cultural practice may share themes or meanings across different geographic locations. The industrial heritage of a region might be represented by multiple sites whose collective significance tells a richer story than might be conveyed by a single site on its own. Recognising these connections supports a holistic approach that understands individual assets as part of a wider cultural ecosystem.



Tower of London: Physical and aesthetic evidence of various building periods

The Tower of London building shows several construction phases, each using materials typical of its period. Original Norman and medieval work used irregular limestone and rubble, while later additions employed brick as tastes, technology and supply changed. Repairs and structural strengthening over centuries introduced still more materials, such as ashlar dressings around windows and corners. The result is a visually layered façade that reflects continual adaptation, conservation needs and evolving architectural practices within the Tower of London's long and its complex history, including WW2 damage/repair resulting from the London Blitz.

Maintaining an openminded approach is essential during this interpretative process. A conservationist’s education should cultivate modesty and an understanding that no single viewpoint can define the meanings of a heritage place. Every asset can be read in multiple ways, its significance may shift over time as new evidence emerges, or changes occur to societal values. For example, a colonial era structure may once have been celebrated for its architectural elegance but later reassessed for its associations with oppression or displacement. An open-minded conservationist listens to diverse voices: historians, residents, cultural groups and even artists who find inspiration in a site. This inclusiveness ensures that conservation practice is responsive to both scholarly understanding and lived experience.

Thinking laterally further enhances an ability to interpret. To think laterally is to move beyond disciplinary silos, drawing connections between seemingly unrelated ideas and sources. An asset’s meaning may not be fully understood through architectural analysis alone; insights might come from anthropology, sociology, archaeology, or even environmental science. For instance: understanding an historic water management system may require reading its engineering design alongside ecological studies of its surrounding landscape and ethnographic accounts of local water rituals. Lateral thinking enables conservationists to see patterns, relationships and contexts that conventional analysis might overlook. It encourages creative problem-solving, helping practitioners devise conservation strategies that are both respectful of heritage values and responsive to contemporary needs—however, conflicts can emerge—as might be exemplified by the following image in Genoa.



Genoa, Italy: Elevated Harbour Road

Genoa built its elevated harbour road in the 1960s because the city’s geography left almost no room for new surface routes. Wedged between the sea and steep hills, the waterfront was already occupied by rail lines, port facilities and dense neighbourhoods. As port activity expanded after the war, Genoa needed a fast east–west connection to keep heavy traffic away from local streets and link terminals to a motorway network. An elevated structure provided a quick, affordable solution compared with tunnelling or major demolition, it suited the era’s modernising ambitions to support a growing industry and car-based mobility. A solution was devised at the expense of truncating its cohesive urban appearance and harbourside buildings.

Lateral thinking allows conservationists to fully consider an emotional dimension of heritage. Emotional significance is often expressed through intangible qualities of atmosphere, memory and sense of place that cannot be captured through technical documentation alone. By thinking laterally, conservationists can engage with these intangible layers, using methods such as oral history, personal experiences, observation or, participatory mapping to capture how people experience a site. This deeper understanding enriches an interpretative process and ensures that conservation decisions do not inadvertently erase human dimensions of heritage.

A competent conservationist also has a responsibility to consider information from other guidelines and charters. International documents such as the Venice and Burra Charter and Nara Document on Authenticity provide frameworks for understanding and managing heritage significance. These guidelines emphasize principles such as authenticity, integrity and the importance of community engagement. Integrating these principles into local practice encourages consistency and ethical cohesion across conservation projects. For example, the Burra Charter's concept of "*cultural significance*" expands a notion of value to include aesthetic, historic, industrial, scientific, social and spiritual dimensions, reminding practitioners that conservation is not solely about material preservation but about safeguarding meaning and location.



Roros Industrial Copper Mining Town: World Heritage Site



Roros Copper Mining Town: World Heritage Site

Røros Mining Town and the Circumference (in Norway) was inscribed in 1980 as a UNESCO World Heritage Site with the site extended in 2010 to include its surrounding "Circumference" landscape. Its significance and value were identified as:

Røros Copper Mining Town and the Circumference was exploited from 17th C for 333 years until 1977. Comprising Town, industrial-rural cultural landscapes, Femundshytta smelter and Winter Transport Route. Rebuilt after destruction by Swedish troops in 1679, it contains ca. 2000 wooden houses. Surrounded by a buffer zone, (the Circumference) corresponding to the area of privileges granted to the mining enterprise by the Danish-Norwegian Crown in 1646. The WHS property illustrates the establishment and flourishing of a lasting culture based on copper mining in a remote region with a harsh climate. The significance links Craft, Industry, Architecture, Landscape and Setting specifically acknowledged through the relevant WHS criteria of:

Criterion (iii):

From the time copper ore was found in the mountains at Røros in 1644 until the copper works went bankrupt in 1977, with German mining technology as a starting point, employing German, Danish, Swedish immigrants and Norwegian nationals, a unique culture developed to extract the valuable copper in a remote and sparsely inhabited area. Today there is no mining in the area, but Røros Mining Town and the traces of mining, smelters, transport and water management systems bear unique witness to the adaptation of technology to the requirements of the natural environment and the remoteness of the situation.

Criterion (iv):

Røros townscape and its related industrial and rural landscapes, with their interlinked industrial activity and domestic and agricultural accommodation within an urban environment, illustrate in an outstanding manner how people adapted to the extreme circumstances in which they had to live and how they used the available indigenous resources to provide shelter, produce food for their sustenance and contribute to the national wealth of the country.

Technologically, their buildings and installations evolved through the use of available indigenous materials to functionally satisfy the combined approach of mining and agrarian practices whilst at the same time accommodating the consequences of dealing with extreme climatic conditions.

Criterion (v):

Røros Mining Town and the Circumference constitute a totality that is an outstanding example of traditional settlement and land-use. The various activities that have been carried out in the area constitute a coherent and interdependent unit.

These activities have shaped a cultural landscape that provides a unique picture of how the mines and the mining town functioned as a complex and at times vulnerable system that verged on the limits of what was possible in an inhospitable environment with a harsh climate.

© Røros Copper Mining Town and the Circumference WHS listing criteria



Roros Copper Mining Town: World Heritage Site remaining industrial landscape

Using established guidelines as interpretive tools helps conservationists situate their work within a broader ethical context. Guidelines provide criteria for assessing significance, methods for documentation and strategies for involving stakeholders. However, like most

official descriptions, they should not be applied mechanically. Each asset or site presents unique circumstances so guidelines must be interpreted flexibly, paying due regard to local culture and context. A well-trained conservationist understands that guidelines inform but do not dictate practice; such '*guidance*' should serve as companions in critical thinking rather than form a substitute for it.



BRE Garston: WWII Mohn Dam model 1940-41 scheduled as a Monument in 2002

The BRE Mohn Dam model was built between November 1940 and January 1941 by the Building Research Station at Garston. Engineers used published drawings to create a 1:50 scale replica; it was around 12.8 m long, constructed from roughly two million miniature mortar blocks cast in a laboratory, then laid by hand to mimic original masonry. It was secretly used to test explosives for Barnes Wallis's bouncing bomb concept—ten detonations commenced on 22 January 1941. Its research work remained classified until made public by the Air Ministry in 1954

Ultimately, an ability to read an asset to understand its emotional, cultural and use significance is an art and a science. It requires intellectual rigor, empathy and imagination. Education and training for conservation should aim to develop professionals who are as comfortable interpreting historical evidence as they are engaging with contemporary communities. Professionals must be able to bridge tangible and intangible, official and lived personal experience, alongside technical and emotional issues.

In this sense, conservation is a form of storytelling— the act of uncovering and communicating layered narratives embedded in a place. Every asset speaks, but only to those who know how to listen. To read it well is to recognize a multiplicity of voices, the architect's intention, the builder's craft, community memories and visitor's wonder. A competent conservationist, informed by official knowledge, openminded inquiry, lateral thinking and ethical guidance will help ensure that such voices continue to resonate into the future.

Develop Personal Competence a) to: Explore influences to reveal value

a) Read a monument, ensemble or site and identify its emotional, cultural and use significance

Explanatory Note:

Consider how to appreciate significance by exploring a range of influences to reveal a perception of value

Develop the ability to interpret a historic asset through assessing its multiple layers and their context. This can include understanding its emotional impact, cultural meaning and its practical and functional uses within its community. By analysing the relevant aspects, it can be appreciated how people relate to and value their heritage, both past and present.

Such an insight informs sensitive conservation, management and communication strategies, ensuring interventions respect the tangible and intangible qualities that gives the asset its unique identity and enduring relevance.

Complete the Following:

Personal Starter Sentence:

I understand and can explain the range of influences I have investigated to reveal how valuable the asset is, including accessing the following sources...

By Addressing:

- How the asset is perceived

Reflecting upon Guideline a) by

- *Sourcing relevant official and other descriptions*
- *Considering how these descriptions may influence perception*
- *Maintaining an open mind approach*
- *Thinking laterally*
- *Considering information from related sources*

Competence b): Understand history and technology

Define identity to inform conservation

The conservation of assets, ensembles and sites demands more than simple preservation of materials; it calls for a deep understanding of all historical, technological, social and political forces that have shaped a place's identity over time. The principle that "*conservation works should only be entrusted to persons competent in these specialist activities*" underscores the idea that effective conservation cannot proceed without informed interpretation. Education and training must therefore equip conservation professionals with an ability to comprehensively analyse an asset's history and technology, to define its identity accurately, to plan for its ongoing conservation and to meaningfully interpret the results of such investigations.



Skara Brae c3100 BC: Revealed during storm episode during winter of 1850

Archival sources are crucial. Early accounts, sketches and photographs of Skara Brae document parts of the settlement before later erosion and reconstruction affected the site. Archaeological evidence, from excavations by V. Gordon Childe and later investigators, provided stratigraphy, structural interpretation and artefact contexts. Material analysis of stone tools, bone remains, pottery and midden deposits assisted in reconstructing diet, technology and daily practice. Oral histories, while not evidence of Neolithic life, legitimately contributed to understanding the site's discovery, preservation and shifting interpretation within its local community. Together, these produced a justified, multilayered reconstruction of Skara Brae's story.

To understand an asset's history is to trace its life story as a succession of human decisions, interventions and environmental conditions contributing to its current form and meaning. This

process involves careful study of archival sources, archaeological evidence, material analysis and oral histories, all of which contribute to reconstructing the narrative of a site. The technology of an asset, on the other hand, refers to the methods and materials employed in its creation and modification; alongside craftsmanship, structural systems and innovations that enabled its construction. The intersection of history and technology forms a basis for defining a site's authentic identity—a prerequisite for any sound conservation plan.

The identity of a heritage asset is not static. It evolves as an asset's use, context and perception change over time. To define that identity properly, a conservationist must consider the multiple purposes behind its current state. A structure may have been designed for a specific religious, civic, or defensive function, yet over centuries its use may have been reinterpreted. A medieval church might now function as a museum or cultural venue; a fortress might have become a symbol of national pride rather than military strength. Understanding these transformations allow conservationists to discern the purposes, historic and contemporary, underpinning an asset's current identity.



Chichester: Market Place Cross 1501, Urban focal point

Chichester's Market Place is a vital urban focal point anchoring the city's historical, social and economic life. Surrounded by heritage architecture, including its Market Cross, serves as a key meeting space that strengthens community identity. Its pedestrian friendly layout supports markets, events and everyday social interaction, enhancing city vibrancy. The space improves connectivity between major streets and landmarks, making it essential for navigation, commerce and cultural engagement within Chichester's compact, walkable urban core.

These issues may reveal tensions between authenticity and adaptation. While a building's original function forms part of its historical narrative, its continued use in an alternative but sympathetic guise can ensure its survival and relevance. Competent conservationists

therefore balance respect for historical integrity with sensitivity to current social and cultural needs. To do this effectively, practitioners must identify drivers of change, assessing why a site's identity, or use, may need re-evaluation and plan interventions that sustain both physical fabric and symbolic meaning. Functional and structural aspects of an asset's identity form a critical facet of understanding. The fabric of an asset embodies the knowledge systems of its creators: the materials they selected, the tools they used and the structural logic that governed its design. Studying the technology of construction not only informs appropriate conservation techniques but deepens appreciation of the ingenuity embedded within historical works. Traditional masonry vaults, timber frames, iron structures, or earth-built walls all represent specific responses to environmental conditions, resource availability and cultural values.



Kiyomozu Dera, Kyoto: Controlled rainwater discharge using indigenous materials

This narrow stone rainwater gully reflects adaptation to steep, rainfall prone terrain by efficiently channelling runoff, thereby averting erosion. Using locally available stones and bamboo demonstrates resourcefulness and reliance on durable and abundant local materials. The careful dry-stone placement and bamboo fencing express traditional Japanese philosophy and craftsmanship, emphasizing harmony with nature and unobtrusive, aesthetic and pragmatic design. Its modest scale and integration into its landscape reveal cultural values of subtlety, sustainability and respect for natural water flow within built environments.

Vernacular dwellings and their surroundings often reveal a profound understanding of climate and landscape. Similarly, the structural design of Gothic cathedrals was not merely a technical feat but a physical expression of theological and aesthetic aspirations. By examining how materials weather, how loads are distributed, or how ventilation was achieved, conservationists learn to read a technological language from the past. This understanding facilitates planned interventions that respect an asset's original logic rather than imposing alien methods or materials that might compromise its integrity.

In modern conservation practice, technological understanding extends beyond traditional craftsmanship to include scientific analysis. Techniques such as material characterization, digital surveying and environmental monitoring enable professionals to diagnose deterioration mechanisms and assess structural performance. Yet technology should not be treated merely as a tool for problem solving; it is a means of connecting with knowledge traditions that gave birth to the asset itself. Thus, technological analysis serves both practical and interpretative purposes, bridging both tangible and conceptual dimensions of heritage.



Duxford: General Services Aeroplane Shed 1917



Duxford: General Services Aeroplane Shed 1917 Belfast Truss

Technological analysis of the 1917 General Service Aeroplane Shed at Duxford demonstrates how study simultaneously serves practical and interpretative purposes, bridging material fabric and historical meaning. Examining its prefabricated frame, wide span roof trusses and lightweight wall materials, clarifies how the hangar was engineered to meet operational demands of early military aviation; thus, informing present-day conservation, structural assessment and maintenance. Yet these same technical features express broader cultural and historical themes: the rapid standardisation of wartime construction, the emergence of air power and an industrial modernity that reshaped First World War landscapes. Technological analysis shows not only how the building functions, but why it matters, revealing how construction choices express narratives of innovation, urgency and transformation central to the Duxford aeroplane shed's wartime significance. This simple method of construction was replicated across the UK's wartime landscape demonstrating a society's response to conflict.

Political influences behind an asset's identity merit careful consideration. Assets often serve as instruments of power, embodying political ideologies, national narratives, or social hierarchies. Their form, placement and symbolism can reflect on the authority of rulers, the aspirations of nations, or the struggles of marginalized communities. A palace may project imperial grandeur; a memorial may commemorate collective sacrifice; a ruined site may symbolize resilience in the face of conflict. Recognizing these political layers allows conservationists to interpret assets not as static relics but as dynamic participants in a historical discourse.

Understanding political influences guides ethical decision making. Conservation is never entirely neutral; choices about what to preserve, restore, or reinterpret carry implications for how history is represented. A sensitive conservationist must be aware of how their work can either reinforce or challenge dominant narratives. In postcolonial or post conflict contexts, for instance, decisions about conserving assets associated with oppression require careful negotiation of meaning and memory. By acknowledging political influences, professionals ensure that conservation does not simply preserve structures but fosters dialogue, inclusivity and reconciliation.



Carloway: Remains of abandoned traditional Blackhouse crofting structures

The decline of traditional crofting on the Isle of Lewis and abandonment of blackhouse communities cannot be understood without recognising political forces that reshaped land, labour and identity in the Highlands and Islands. Throughout the nineteenth and early twentieth centuries, landownership was dominated by a small elite whose priorities lay in commercial agriculture and, later, military and industrial interests rather than sustaining subsistence communities. Political decisions after the Highland Clearances reinforced this imbalance: crofters were confined to marginal land while landlords consolidated vast tracts for sheep farming and sporting estates; weakening the economic viability of crofting and limiting opportunities for demographic growth. Even when the Crofters' Holdings (Scotland) Act of 1886 granted security of tenure, it did not provide sufficient access to resources or infrastructure to ensure sustainable livelihoods.

After the First World War, state policy focused on modernisation, public health and rational housing standards, which increasingly framed blackhouses as substandard, smoky, earth floored and intimately connected with livestock; symbolic of backwardness rather than viable dwellings and lifestyle. Local authorities, guided by national policy, encouraged or enforced a move into new, improved housing, while government investment flowed into fishing, military installations and later offshore industries rather than supporting traditional rural practices. These political currents collectively undermined the social and economic base of crofting and rendered blackhouse culture obsolete, turning a once resilient vernacular tradition into a heritage relic rather than a living way of life.

Equally significant are educational benefits deriving from an asset's identity. Heritage assets are powerful tools for learning, not only about architectural history or material science, but about human creativity, cultural diversity and social transformation. The process of researching and interpreting an asset's history and technology offers insights that enrich academic study, professional practice and public understanding alike. Through documentation, exhibitions, publications and community engagement, conservationists can transform their research into educational resources that inspire a broader appreciation of heritage.



Weald and Downland Museum: Titchfield Market Hall, built 1612-20, re-erected 1972-74

When people come to understand the history and technology embedded in their built environment, they gain more than factual knowledge; they begin to recognise themselves within a longer continuum of place, craft and community. Learning how buildings were constructed, why materials were chosen and what social or economic conditions shaped their form fosters an appreciation of local ingenuity and resilience. This awareness naturally encourages a sense of stewardship, as individuals start to see everyday structures not as anonymous or disposable, but as tangible links to collective memory and cultural identity. Regional Open Air Building Museums play a crucial role in nurturing this connection because they bring architectural history to life in ways that written accounts or isolated monuments cannot. These museums in preserving traditional buildings, in situ or reconstructing them with historical accuracy to create immersive landscapes where people can directly experience technology, craft traditions and past lifestyles. Through interpretation, demonstration and hands-on engagement, they translate abstract heritage values into lived experience, helping communities feel pride in achievements of earlier generations and motivating them to care for an architectural inheritance that surrounds them.

Moreover, involving local communities in understanding and interpreting heritage enhances conservation outcomes and social value. When people learn about history and technology of their built environment, they develop a sense of stewardship and pride—a role that often falls to various regional Open Air Building Museums. Education becomes a means of sustaining heritage beyond the physical act of repair; it fosters continuity of meaning. Training programs for craftspeople, workshops for students and interpretive material for visitors all contributing to an ongoing dialogue between past and present.



Preston Mill: 18th C Kiln and Barn remained in working operation until 1959

Understanding Preston Mill's history and technology allowed National Trust for Scotland to anchor the Mill's identity in a working landscape shaped by craft, community and resilience. Facilitating interpretation of the mill's purpose as an economic lifeline, its function as a self-sufficient water powered technological system as well as its vernacular construction—in doing this the Trust linked material heritage to social politics, labour, land and local setting. This, in turn, created an educational framework where visitors could learn how technology, place and power intertwined to form a coherent sense of identity and community.

A sound understanding of the history and technology of historic assets enables conservationists to define identity through an integrated consideration of purpose, function, structure, politics and education. This understanding underpins all stages of conservation planning - from assessment and diagnosis to intervention and interpretation - ensuring that decisions are informed by evidence and professional judgement rather than assumption or expediency.

In defining identity, conservationists are not simply cataloguing attributes; they are articulating what makes a place unique, why it matters and how it can continue to communicate meaning into the future. An asset's identity resides as much in its intangible associations as in its physical form. To comprehend it fully requires historical empathy, technical competence and ethical awareness; these are qualities that education and training must deliberately cultivate.



Culross Abbey founded 1217: Interpreting the remnants of a vaulted structure.

An interpretation of research results completes a cycle of understanding. Conservation is not an end but a means of communicating values across generations. By presenting findings transparently and engaging multiple audiences, professionals contribute to a shared understanding of heritage significance. The research undertaken to define identity becomes a foundation for sustainable management, informed decision making, meaningful public connection and engagement. In this way, the study of history and technology transcends academic inquiry; it becomes an act of cultural continuity. Through informed interpretation, conservationists ensure that assets remain not only physically stable but intellectually and emotionally alive as repositories of memory and inspiration for generations to come.

Develop Personal Competence b) to: Define Identity to inform conservation

b) Understand the history and technology of monuments, ensembles or sites in order in order to define their identity, plan for their conservation, and interpret the results of this research.

Explanatory Note:

Understanding history and technology helps to define Identity and guide conservation actions

Gain a comprehensive understanding of the asset's development, construction techniques and technological aspects to help define its unique identity. Using this knowledge can develop informed conservation that respects original materials, methods and their context. Analysing and interpreting findings help explain an asset's evolution and condition.

This overview helps ensure that conservation interventions are evidence based, contextually appropriate and effectively communicated.

Complete the Following:

Personal Starter Sentence:

I have undertaken a range of investigations into the asset that included assessing the following ...

By Addressing:

- An overview of relevant urban, industrial, vernacular, sustainable, educational, technical, structural, military, original and artistic Identities that prevail

Reflecting upon Guideline b) by

- *Considering the diverse range of asset parameters*
- *Determining purposes behind its present identity*
- *Identifying functional and structural aspects of its identity*
- *Acknowledging political influences and benefits behind its identity*

Competence c): Develop a conceptual and analytical understanding
Consider setting and context of asset to inform conservation

The act of conservation extends far beyond preservation of isolated assets or individual buildings; it encompasses a broader context that imparts meaning. An asset's setting, surroundings, contents and spatial relationships is inseparable from its identity and significance. An introductory principle that "*conservation works should only be entrusted to persons competent in these specialist activities*" emphasizes that such competence must include an ability to read and interpret context. Education and training for conservation, therefore, must produce professionals who are able to understand the setting of an historic asset, ensemble, or site, not as a static backdrop but as an integral component of heritage value.



Portofino, Italy: Moorings protected by the promontory

Portofino's identity is inseparable from its dramatic coastal setting, where steep hills embrace a small, sheltered harbour. Pastel buildings lining the waterfront reflect centuries of maritime culture, while narrow lanes and terraced landscapes reinforce its intimate scale. The spatial relationship between sea, village and surrounding cliffs creates a natural amphitheatre that shapes daily life and visual character. This harmony of environment, architecture and spatial form defines Portofino's charm, cultural significance and enduring sense of place.

Understanding setting requires a multidimensional approach that considers functional and operational relationships, geographical determinants and adaptations that have shaped interaction between an asset and its environment. These aspects together form a cultural and physical framework in which heritage exists. Just as no asset is without history, no asset is without context; every structure interacts with its surroundings through patterns of use, symbolism and spatial design.

Functional and influential operational relationships form a first layer in understanding setting. Historically, the relationship between buildings and their environment was often dictated by purpose and use. The siting of a church at the centre of a village, a castle upon a hill, or a monastery beside a river was never arbitrary; it reflected specific functional, social and economic logic. To understand a site's setting, a conservationist must reconstruct these relationships in how people moved through a space, how activities were organized and how built elements complemented one another to form a coherent whole.



Florence: Ponte Vecchio, completed in 1345, and River Arno

Ponte Vecchio's identity is inseparable from its setting on the Arno, where river, bridges and historic skyline form a unified visual and cultural composition. Its surrounding medieval streets, nearby palazzi and riverbanks frame it as a central landmark. The bridge's unique contents, including longstanding goldsmith shops, embody centuries of craftsmanship. Its spatial relationship as a river crossing and lively commercial corridor creates a rare blend of infrastructure and marketplace, defining its enduring significance in Florence's urban and cultural identity.

As an historic urban ensemble, interaction between civic buildings, marketplaces and residential quarters defines the operational character of setting. The positioning of streets, courtyards and open spaces influences circulation, social encounter and visual hierarchy. Similarly, in a rural landscape, the proximity of agricultural buildings, irrigation systems and settlement clusters reveal patterns of livelihood and adaptation to or of natural resources. Recognizing these relationships allows conservationists to perceive not only an asset itself but the living system it once sustained.

Today, many of these functional relationships may have altered or disappeared yet traces of them remain embedded in spatial fabric. The conservationist's task is to identify, interpret and, where appropriate, rearticulate these connections. This requires analysis of historic plans, mapping of spatial networks and understanding of how physical and social functions intersected. By doing so, conservation professionals ensure that interventions respect the operational coherence of a site, maintaining visual and experiential continuity even as uses evolve.



Sanctuary of Apollo Hylates Cyprus: Late 2nd C BC Theatre Mediterranean backdrop

The Sanctuary of Apollo Hylates demonstrates a strong functional relationship with its geographic setting on Cyprus's western plateau. Its elevated position offered visibility, reinforcing Apollo's role as protector of woodlands and boundaries. The surrounding sacred groves, processional routes and proximity to ancient Kourion integrated this sanctuary into regional movement and ritual life. Terracing and orientation responded to its natural terrain, shaping how worshippers approached, gathered and viewed the complex. These geographical integrations overlooking the Mediterranean, directly informed its character, significance and enduring spiritual identity.

Closely linked to functional relationships are geographical determinations and integrations that shape the character of setting. Geography influences the form, orientation and atmosphere of every asset. Topography, climate, vegetation and natural features all interact with human design to produce distinctive and meaningful landscapes.

A castle, perched on a promontory, commands both defensive advantage and symbolic dominance; a temple aligned to celestial events embodies cosmological understanding; a garden designed around water features reflects climatic adaptation and aesthetic philosophy.

Competent conservationists should therefore understand the geographical rationale that underpins a site's location and form. This involves studying how an asset integrates with its terrain, how views and vistas are composed and how environmental conditions have influenced material choices and construction techniques. The relationship between built and natural environments is dynamic: vegetation grows, rivers shift, urbanization encroaches. Conservation planning must anticipate these changes, ensuring that new development or landscape modification does not compromise the integrity of setting.



New Lanark, founded 1785: Integration with waterpower.

New Lanark's relationship with the River Clyde fundamentally shaped its setting and layout. The mills were positioned directly beside the river to harness its waterpower, dictating a lineal arrangement of industrial buildings along its flow. Worker housing, schools and communal facilities were then terraced up the hillside, reflecting both practical landform constraints and social planning ideals. This integration of natural power source, topography and built form created an efficient, cohesive settlement where the river's energy and landscape directly influenced daily life and community design.

Geographical integration extends to visual and perceptual dimensions. The way an asset is seen, from near or far, in different lights, weather and seasons contribute to its significance. The skyline of an historic town, the approach to a cathedral, or the layered terraces of a garden all evoke sensory experiences that are integral to meaning. A trained conservationist learns to observe these subtleties, appreciating that setting is not only spatial but also experiential. Protecting sightlines, managing visual intrusions and preserving a dialogue between natural and built forms become essential tasks in sustaining authenticity of place.



Edinburgh Skyline: Exploiting a post-glacial 'crag and tail' geological formation

Equally important are associated adaptations that occur over time, as assets and their

surroundings respond to changing needs, technologies and cultural values. No site remains fixed; evolution is inherent to its history. Settlements expand, gardens are reinterpreted and landscapes are reconfigured through agriculture, infrastructure, or urban growth. These adaptations can either enrich or diminish heritage value, depending on how they engage with existing context.

Understanding adaptation requires recognizing layers of continuity and change that shape setting. A monastery that became a university, a palace converted into a museum, or an historic garden redesigned to accommodate public access illustrate how a setting evolves; this while retaining essential qualities of identity. The conservationist's role is to discern which aspects of change contribute to ongoing significance and which threaten to erode it. This discernment demands both analytical rigour and creative judgement.



Edinburgh: Converted c 1816 stable block complex into function suite

An ability to adapt reflects Heritage's resilience. It demonstrates how communities have negotiated continuity through transformation, ensuring survival of meaningful places in new circumstances. In this sense, conservation should not seek to freeze setting at a particular historical moment but to manage change in ways that respect accumulated meaning. This approach aligns with contemporary doctrines such as the Burra Charter, which emphasize that conservation is about maintaining cultural significance, not simply restoring fabric.

To understand setting holistically, conservationists must engage with the intangible dimensions of stories, rituals and memories that inhabit space. The setting of an asset is not only a physical arrangement of buildings and landscapes; it is a cultural and emotional environment. A public square may embody collective memory of social gatherings or political events; a garden may evoke associations with literary or spiritual traditions. These intangible layers influence how people perceive and value setting. Incorporating such perspectives requires inclusive research and community participation. Local knowledge often reveals meaning invisible to formal documentation including traditional routes of procession, seasonal uses of open spaces, or symbolic relationships between natural features and human activities. By integrating these insights into analysis and planning, conservationists ensure that interventions remain sensitive to history, living traditions and community identity.



Iceland Althing Parliament, established 930 AD, abolished 1800: Location of meeting place

Iceland's medieval Parliament, the Alþingi (Althing) at Þingvellir, is inseparable from its striking geology and remote rural setting. Located in a rift valley, where the Eurasian and North American tectonic plates separate, the site's dramatic cliffs and fissures form a natural amphitheatre enhancing acoustics during public assemblies.

This unique quality provided symbolic and practical advantages. It emphasized unity in a vast, sparsely populated island offering ample open space for seasonal gatherings. Its rural setting reflected Iceland's early political culture, rooted in dispersed farming communities who converged annually to legislate, trade, resolve disputes and strengthen social bonds. Geology and setting together shaped its Parliament's identity, authority and enduring national significance.

Ultimately, understanding the setting of an historic asset or site involves synthesizing multiple scales of knowledge: from technical to social and from geographical to symbolic. It is an exercise in contextual thinking and seeing connections rather than fragments, relationships rather than objects. Education and training for conservation should therefore emphasize an integrative perspective, to cultivate professionals capable of reading interplay between architecture, landscape and human life.

When conservationists understand setting in this comprehensive way, they become stewards of individual assets and cultural environments that sustain them. They can interpret how functional relationships shaped use, how geography and topography informed design and how adaptation ensured survival. Their work extends beyond preservation to an orchestration of continuity in a dialogue between past and present allowing heritage to remain meaningful in changing contexts.



Dubrovnik: Defensive bastion

Understanding the setting of Dubrovnik's harbour and defensive tower requires synthesizing knowledge across multiple causes as significance emerges from a complex of technical, social, historical, geographical and symbolic factors. Technically, the tower's engineering responds to sea conditions, visibility and defensive strategy. Geographically, the harbour's natural contours shaped maritime activity, trade and urban form. Socially, the spaces supported communal life, economic exchange and civic identity. Symbolically, the harbour and tower express Dubrovnik's independence, resilience and seafaring heritage. Only by integrating these layers can full meaning and function of this historic coastal setting be understood.

Ultimately, the setting of an asset is its stage and story. Its setting situates an asset within a larger narrative of place, connecting it to the natural world, to other structures and to the people who engage with it. To conserve an asset without understanding its setting is to risk isolating it from the very complex web of relationships that gives it life.

The competent conservationist, informed by historical awareness, a geographical and geological understanding and appreciation of adaptation, ensures that this interrelationship remains intact, resilient, coherent and capable of sustaining the significance of heritage for generations to come.

Develop Personal Competence c) to: Consider setting and context to inform conservation

c) Understand the setting of a monument, ensemble or site, their contents and surroundings, in relation to other buildings, gardens or landscapes

Explanatory Note:

Develop an analytical appreciation of the asset's surroundings and contents to inform conservation interventions.

Seek a thorough overview by considering purpose, location and surroundings in addition to exploring relationships with nearby structures, features and landscapes. Recognise how these elements interact to shape the asset's character, purpose and function.

Such an integrated approach informs interpretation, planning and management, to help ensure that interventions respect the asset's spatial relationship, visual coherence and environmental context.

Complete the Following:

Personal Starter Sentence:

I have assessed its surroundings and how important its contents are and can explain the following ...

By Addressing:

- Relevant contexts and contents

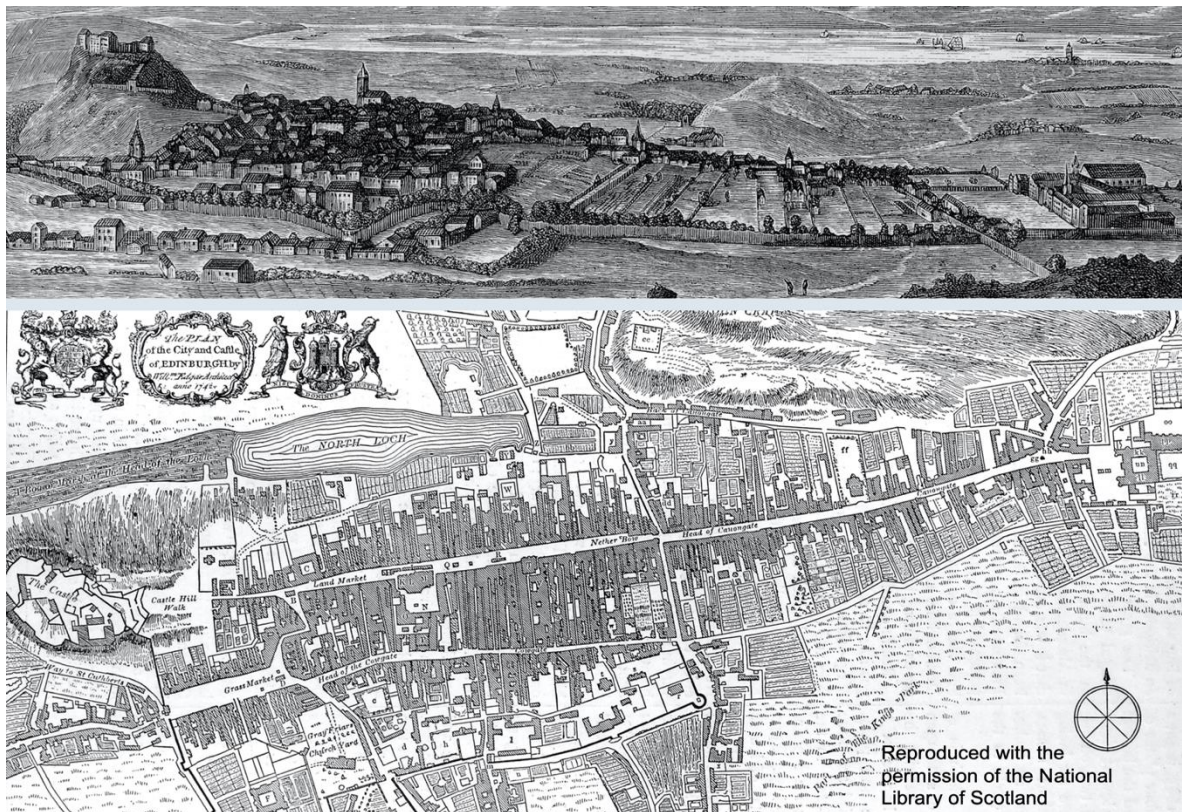
Reflecting upon Guideline c) by:

- *Considering functional and influential operational relationships*
- *Determining geographical integrations*
- *Reviewing associated adaptations*

Competence d): Explore critical skills of sourcing and analysing

Interpreting information to create conservation knowledge to inform practice

Competent conservation practice depends upon knowledge that is broad in scope and deep in understanding. The statement that “*conservation works should only be entrusted to persons competent in these specialist activities*” reinforces that conservation is not simply an act of repair, but a process of research, interpretation and evidence-based decision making. Education and training must therefore cultivate professionals who can find and absorbing all available sources of information relevant to an asset, ensemble or site under study. Only through this rigorous inquiry can conservationists act with integrity, ensuring that every intervention is grounded in understanding rather than assumption.



Medieval Edinburgh: Representation on map and engraving

Illustrations of medieval Edinburgh offers valuable insights into how topography, settlement patterns and defensive needs shaped this historic city. An elevated castle dominates the skyline, revealing its strategic role, while a dense linear form of the Old Town reflects constrained geography and organic growth. The Town’s surrounding agricultural land, North Loch and peripheral buildings show how natural and built environments interacted. Analysing such imagery builds critical conservation skills by encouraging observation of spatial relationships, historical functions and landscape context helping to inform sensitive decision making when managing and interpreting historic assets.

The first step in this process is knowing where to source information and how to interpret it. A conservationist must act as both detective and scholar, navigating diverse sources ranging from historical archives and cartographic records to oral histories, technical analyses and field observations. Primary documentation such as construction drawings, maintenance logs and historical photographs can reveal original design intentions alongside phases of alteration and materials used. Secondary sources, including academic studies, previous conservation reports, illustrations and heritage inventories offer analytical context and interpretative frameworks. Increasingly, digital resources including databases, geographic information systems and three-dimensional scanning expand accessibility and precision of available information.



Haddington St Mary's Church 1380-1486: Ruin was largely restored in the early 1970

Before its restoration during the early 1970s, St Mary's Haddington was structurally weakened and neglected, with only remnant stonework and missing roofs. Many original architectural features were lost and its interior largely unusable. The church was unsafe for regular worship. Its restoration preserved key historic elements while repairing masonry, roofs and interiors, stabilising the building and returning it to functional use.

Gathering data is only the beginning. A competent conservationist must know how to read it critically, discerning reliability, bias and relevance. Official documents may carry institutional perspectives; historical records might be incomplete or idealized; oral accounts can reflect selective memory. Interpretation requires a balance between scepticism and empathy, recognizing that every source contributes a partial view of a complex reality. The aim is not to find a single, definitive truth, but to assemble a coherent understanding that integrates multiple strands of evidence. This interpretive literacy is central to professional competence as it transforms raw information into meaningful knowledge to guide responsible conservation decisions.

Understanding a material and how it performs is an essential dimension of information gathering. Every asset is a material construct and its survival depends on the behaviour of its constituent parts; stone, timber, metal, brick, plaster, glass, or composite materials. To understand an asset fully, conservationists must become fluent in the '*language*' of materials. They must study not only their composition and properties but also their aging processes, vulnerabilities and interaction with environmental conditions. Laboratory analysis can provide quantitative data on strength, porosity and chemical stability, while onsite investigation reveals patterns of deterioration, moisture ingress, or mechanical failure.



Oxford; A study in limestone

Limestone is primarily composed of calcium carbonate (calcite and aragonite) and typically has a white, buff or grey colour. It is relatively soft and porous, influencing its durability. Its primary ageing process and vulnerability is chemical weathering through natural dissolution by weak carbonic acid in rainwater. Environmental conditions, especially air pollution (sulphur and nitrogen oxides), accelerate this decay forming stronger acids (acid rain) that react with calcium carbonate to create soluble compounds like gypsum. In sheltered areas, these reactions can form black gypsum crusts that eventually flake off, damaging the underlying stone. Physical processes can cause flaking and granular disintegration by creating internal pressure in a stone's pore system.

Understanding materials is not purely technical; it is also interpretative. The patina of age, the tool marks of craftsmanship, or the subtle irregularities of handmade components all convey historical and cultural meaning. These traces testify to human intention, skill and adaptation. Thus, material performance reveals authenticity embedded in an asset's physical history. Informed conservation recognizes that materials are not inert substances to be replaced at will but carriers of memory and identity whose preservation sustains the integrity of heritage.



Sienna Cathedral façade 1285-1380: A study in marble

Marble is a metamorphic rock primarily composed of calcite or dolomite (calcium carbonate), formed under intense heat and pressure. Its aging involves both chemical and physical weathering. Its primary vulnerabilities are porosity and reactivity to acids. Environmental interactions, particularly acid rain (sulphur and nitrogen oxides reacting with water), dissolve calcium carbonate, causing surface etching, loss of polish and formation of black gypsum crusts in sheltered areas. Temperature fluctuations and moisture induced physical decay, leading to microcracking, spalling and granular disintegration (sugaring). Biological growth like algae and lichens can add to deterioration by producing mild acids.

One of the richest sources of information is an asset or site itself. Sourcing directly from an asset requires acute observation and analytical sensitivity. Structure, fabric and setting all contain evidence of history, some are obvious, some subtle. Masonry bonding patterns may reveal successive construction phases; variations in mortar or jointing indicate repairs or additions; tool marks can point to different workshops or building campaigns. By reading these physical clues, conservationists can reconstruct chronological sequences and understand the logic of design and adaptation.

Surveying an asset in detail through measurement, photographic documentation, or digital recording, enables creation of accurate baseline data for conservation planning. Equally important is the phenomenological reading of a site: perceiving its atmosphere, light, spatial organization and relationship with surroundings. These sensory and experiential qualities enrich understanding beyond the purely technical, connecting a conservationist to the lived reality of a place. In this sense, an asset becomes both subject and teacher; it speaks through

its fabric to those willing to see with trained eyes and minds.



Château de La Clavette, Burgundy France, founded 1380: A study of roofscapes

The roof structures at La Clavette, with their domed tile roof and conical turrets, reflects regionally specific craftsmanship shaped by longstanding traditions. Artisans laid small, hand cut clay tiles, carefully worked slates and shingles in tightly overlapping courses to achieve smooth curves, while carpenters built complex underlying timber frameworks to support its dome and spires. Using adzes, chisels and pegged joints, builders translated local materials and inherited techniques into a distinctive architectural form expressing continuity, skill and cultural identity.

An appreciation of working and manufacturing methods is closely connected to direct engagement with an asset. Every historic structure is a product of specific techniques, tools and traditions. To conserve it properly, one must first comprehend craft processes that created it. This includes understanding the logic behind traditional construction systems, the sequencing of operations and the role of skilled labour in shaping form and finish. Education in conservation should therefore involve exposure to craft practices, allowing professionals to witness or even participate in traditional workmanship. Whether it be stone carving, lime plastering, carpentry, or metal casting, such experience cultivates respect for the tactile intelligence embodied in heritage.

This appreciation is not merely nostalgic; it has practical implications. Knowing how materials were originally worked helps diagnose causes of deterioration and guides selection of compatible repair methods. It also prevents inappropriate interventions that may damage

authenticity or performance of a structure. For instance, understanding the thermal behaviour of historic masonry or flexibility of lime mortars enables conservationists to avoid rigid, modern substitutes that could accelerate decay. Thus, the study of manufacturing methods bridges a gap between historical empathy and technical precision.

Finally, appreciating the integration and combination of various materials completes a circle of understanding. Assets rarely consist of a single material; their durability and aesthetic effect often depend on an interaction between different substances and systems. Stone may rest upon timber supports, metals may anchor masonry, or decorative plasters may overlay structural frameworks and interiors can differ widely. Each material performs a specific role, their interdependence defines an asset's overall stability and appearance. Competent conservationists must therefore approach materials not in isolation but as components of an integrated whole.



Glasgow House for an Art Lover: Built 1989 based on an original Rennie Macintosh design

Understanding an internal environment is essential, materials, decoration, textiles, painted panels and delicate furnishings respond directly to conditions such as humidity, temperature shifts, human use and pollutants. Wood can warp or crack if moisture levels fluctuate, textiles can fade or degrade with dust and light and painted surfaces may peel or discolour. Recognizing these environmental influences informs preservation, appropriate maintenance and design choices to protect both aesthetic qualities and structural integrity.

This holistic understanding extends to recognizing how materials respond to environmental factors such as humidity, temperature fluctuations, or pollution. It involves studying an aesthetic integration achieved through colour, texture and proportion and how a combination of materials contributes to a site's character and identity. Through such analysis, conservationists can make informed choices about maintenance, repair or restoration that preserve the harmony of an original design.

Integrating information from multiple sources including material, craft and context enable a comprehensive understanding that supports evidence-based decision making. The process of

“finding and absorbing” information is not a linear task but an iterative one. Research informs observation, observation generates new questions and further study refines interpretation. Education and training in conservation should foster this cyclical mode of inquiry, nurturing curiosity, patience and analytical rigor.



Dunkeld Bell Tower 1452-75: Structural disturbance in consequence of bellringing

Repeated bell ringing induces dynamic loads that masonry bell towers were not originally designed to resist. Each bell swing generates cyclic horizontal forces that travel through supports into tower walls. Over time, these vibrations cause microcracking in mortar joints, loosening stones leading to a progressive loss of stiffness. Resonance effects can amplify motions, especially in slender towers. As cracks grow and connections weaken, localized damage may spread, ultimately leading to structural instability or partial collapse.

In practice, conservationist must be researcher and practitioner, capable of bridging historical scholarship with scientific investigation and field experience. They must be able to communicate findings clearly, collaborate across disciplines and remain receptive to new evidence and evolving technologies. The goal is to act responsibly and intervene only when necessary and always with full awareness of what is at stake.

Through such a disciplined yet creative approach, conservationists transform information into wisdom. They learn not only to preserve assets but to understand them as living documents of human experience. Every detail, every material, every trace of craftsmanship contributes to a larger narrative of innovation, adaptation and identity. Finding and absorbing all available sources of information, therefore, is not an academic exercise, it is an ethical foundation upon which true conservation competence is built.

**Develop Personal Competence d) to:
Interpret information to create conservation knowledge
to inform practice**

d) Find and absorb all available sources of information relevant to the monument, ensemble or site being studied

Explanatory Note:

Deploy critical skills of sourcing and interpreting information to inform conservation knowledge and practice

Develop an ability to locate, access and thoroughly examine sources of information relevant to an asset, including historical documents, architectural records, scientific analyses, oral histories and visual material. Compilation of this information can help build a comprehensive understanding of an asset's origin, evolution and current condition.

Integrating such diverse sources, can help make well-informed decisions by supporting accurate interpretation to plan strategies, grounded in evidence.

Complete the Following:

Personal Starter Sentence:

I have integrated and summarised all my collated information which shows that I have ...

By Addressing:

- Printed and graphical sources
- Natural and manufactured material sources

Reflecting upon Guideline d) by:

- *Knowing where to source information and interpret it*
- *Sourcing an understanding from an asset itself*
- *Appreciating the integration and combination of materials*
- *Understanding material performance*
- *Appreciating working and manufacturing methods and techniques*

A photograph of a concrete wall showing significant structural damage. A vertical crack runs down the center of the wall. Below the crack, a section of the concrete has been removed, revealing a dark, cylindrical rebar protruding from the remaining concrete. The exposed area is filled with loose, broken concrete and aggregate. The background is a plain, light-colored concrete surface.

Developing Personal Competencies Part 2

Understanding, Diagnosing and Reporting

Developing Personal Competencies: Part 2: ICOMOS Guidelines e) – g)

Understanding, Diagnosing and Reporting

Focuses on analysing and synthesising relevant information.



Carlisle Castle: DSC04919 June 2022: Work in progress

Incorporating ICOMOS Guidelines e) – g) shifts an emphasis toward the synthesis and a critical analysis of the Part 1 information. Here, users might interrogate the evidence, draw informed connections to identify opportunities and constraints. This stage is crucial in demonstrating the ability to move beyond information gathering towards informed judgement that balance conservation principles with practical considerations.

Competence e): Explore, understand and analyse

Consider historic assets as complex structures

To conserve an asset effectively is to understand it not as a static object, but as a living system shaped by an interplay of forces, materials and human intentions across time. The need is to understand and analyse assets as complex systems. The principle that “*conservation works should only be entrusted to persons competent in these specialist activities*” emphasizes that competence depends upon more than manual skill or technical expertise; it requires intellectual depth, analytical sensitivity and systemic thinking. Education and training for conservation must therefore cultivate professionals capable of understanding and analysing the behaviour of assets, ensembles and sites as complex systems and structures that function through interrelated physical, environmental and cultural dynamics.



Hatshepsut “*Djeser-Djerseru*” Egypt, 1573-57 BC: Sunrise orientation over terraces

Analysing historic assets, such as Hatshepsut’s monuments, requires integrating building knowledge, environmental awareness and historical and cultural understanding of a site. This approach recognises how material stability, climate impacts, symbolic meaning and social context interconnect. By examining construction techniques, environmental pressures and cultural significance, conservationists make informed decisions respecting physical integrity and intangible heritage. Such holistic analysis ensures interventions remain sensitive, sustainable and aligned with a monument’s original purpose and its evolving historical narrative.

Every asset occupies a particular place in the world and appreciating what conditioned its location is the foundation for understanding its behaviour. The placement of an asset is rarely arbitrary; it reflects layers of geographical, environmental and symbolic considerations. A fortress might command a hill for defensive advantage; a temple might align with celestial phenomena; a civic building may occupy a strategic point in urban fabric, expressing power or

accessibility. These choices determine not only visual prominence but structural performance and environmental exposure.

By examining factors that govern location such as soil type, groundwater level, prevailing winds, or proximity to resources, a conservationist begins to see how natural conditions have influenced location, construction and durability. For example: foundations built on clay or sand respond differently to changes in moisture than those on rock; thus, affecting stability over centuries. Similarly, orientation to sunlight and prevailing weather patterns can dictate rates of weathering or growth of biological organisms, thus an asset's location becomes its origin and destiny offering a key to understanding how it endures or deteriorates within its environment.

Beyond geographical conditions, assets carry potential influences from the past that continue to affect present behaviour. Every historic structure is an accumulation of time, embodying successive layers of human action, repair and adaptation. The conservationist must appreciate these temporal dimensions, recognizing that what stands today is not a single creation but a palimpsest overwritten manuscript of decisions and events. Structural anomalies may result from earlier modifications; differential settlement might reflect earlier construction campaigns or material substitutions; patterns of decay may reveal long term environmental or human impacts.



Maes Howe c 2800 BC: External mound + Access passage entrance

Earlier modifications to Neolithic Maes Howe include antiquarian excavations, structural interventions and roof stone replacements; thus, revealing how human actions have shaped the physical condition of this 4,800–5,000-year-old asset. These changes expose cumulative environmental impacts such as moisture, biological growth and weathering that intensified once original surfaces were breached or altered. Modern stabilisation efforts highlight current concerns about visitor pressure, climate driven deterioration and a need to balance access with preservation. Together, these layers of intervention chart an ongoing dialogue between the cairn, its environment and human stewardship.

Understanding these influences demands a combination of documentary research and physical observation. Historical records can reveal changes in ownership, use, or maintenance practices, while the building fabric itself holds clues as variations in masonry, discontinuities in wall lines, or contrasting materials describe its evolution. A competent conservationist interprets these traces not as imperfections but as witnesses to survival. Each adaptation

demonstrates how past builders, often with remarkable ingenuity, responded to challenges. By studying these responses, modern practitioners gain insights into resilience, craftsmanship and the capacity of historic structures to accommodate change over time.

At the core of this analytical understanding lies an ability to interpret how assets overcome gravity as the most fundamental force defining architecture. Every structure, regardless of style or scale, exists in dialogue with gravity. Its form and fabric embody strategies transferring loads safely from roof to ground, from aspiration to earth. To *'read'* a building structurally is to perceive invisible pathways of force that sustain its stability.



Abu Simbel c1264-1244 BCE: Relocated in the 1960's

The reconstructed Abu Simbel temples engage gravity through a carefully engineered dialogue between mass, form and ground. Their reassembled sandstone blocks, massive pylons and rock cut chambers channel vertical loads downward in controlled paths echoing its original cliff setting. Hidden concrete vaults and reinforced cores replicate the former mountain's stabilising pressure, ensuring forces are evenly distributed. Together, ancient geometry and modern structural supports create a stable, loadbearing system that safely anchors this monument to its new foundation.

A trained conservationist learns to identify these load paths through observation and analysis. The outward thrust of an arch, compressive flow through a column, lateral resistance of buttresses revealing a structural intelligence embedded in historical construction. Understanding how an asset manages gravity allows one to anticipate vulnerabilities: the deformation of arches, cracking of vaults, or displacement of foundations often stem from interruptions or distortions in loadbearing systems. Thus, structural interpretation becomes diagnostic and interpretative, informing conservation strategies that respect original equilibrium rather than imposing alien reinforcement.

An appreciation of traditional construction systems, particularly post and lintel, corbel and vault construction, is central to this structural literacy. Post and lintel systems are among the

oldest in architectural history, embodying simplicity and clarity: vertical supports carrying a horizontal beam, a logic seen worldwide in ancient temples, colonnades and vernacular architecture. Its strength lies in compression and a limitation of span. Understanding its behaviour helps conservationists assess the conditions of columns, beams and joints, recognizing how minute shifts or losses can compromise the whole.



Crank jointed fireplace flat arch

A crank joint flat arch behaves like a shallow arch made from wedge-shaped voussoirs, but with angles (cranks) introduced at joints to follow a flatter profile. Structurally, it works primarily in compression: loads are transferred along angled joints to supports, developing horizontal thrust like a normal arch. In practice it is less efficient than a curved arch, making it more sensitive to settlement or joint deterioration, but it can span openings while keeping a mostly flat underside.

Corbel construction, in contrast, represents a transitional method of incremental projections of stone or brick to bridge openings, relying on a balance of mass and friction rather than true arch action. Studying corbelling reveals how early builders experimented with spanning techniques, blending artistry and pragmatism. Conservationists must be alert to the subtle geometry of these structures, as failure of a single corbel can trigger cascading instability.



Qutb Minar, Delhi, 1192-1220: Corbelled roof interior

The corbelled roof at Qutb Minar works by stacking stone blocks so each course projects slightly inward over the one below gradually closing the span. Each stone acts in compression, transferring its load diagonally down to its supports. Instead of true arch action, stability comes from mass, friction and careful overlapped stepping of stones. The inward offsets reduce effective span until a small capstone or closing slabs bridge the final opening, creating a stable, self-supporting roof.


Vault construction, perhaps the pinnacle of historical structural innovation, transforms space through controlled distribution of thrust and compression. Whether barrel, groin, ribbed, or domical, vaults express a fusion of geometry, material and gravity. Vault stability depends on integrity of supports, a balance of forces and resistance of materials to deformation. Understanding these principles enables conservationists to diagnose cracking patterns, identify causes of displacement and design interventions that preserve structural cohesion. This knowledge must be grounded in modern engineering and the practical wisdom of historic builders achieved through observation and experience.



Prague Cathedral founded 1344: Exploitation of arch rib capabilities

Within the Gothic context of Prague Castle, its structure reveals a confident visual innovation in the way its 7 free flowing ribs spring from a projecting capital. This controlled yet expressive convergence of ribs embodies a High Gothic pursuit of verticality and lightness while retaining refinement characteristic of the castle's architecture. Translating load-bearing arch ribs into sculptural form, reveals a convergence of medieval engineering precision and artistic ambition in shaping spatial experience.

Environmental factors further complicate the behaviour of assets, demanding sensitivity to effects and consequences of rainwater and variations in soiling. Water, in all its forms of rain, groundwater and humidity can be equally essential and destructive. It sustains vegetation and climate, yet accelerates decay through erosion, salt crystallization, biological growth and corrosion. Understanding how rainwater moves across and through a structure is vital. Roof pitches, gutters, downpipes and drainage systems are part of a complex network designed to control the path or route of water. When these systems fail or are insensitively altered water intrusion can initiate cycles of damage compromising materials and structure alike.



Edinburgh: Enhanced soiling triggered by over wetting masonry below glazing

Concentrated wetting beneath window glazing, cills and projecting weather drip features direct repeated runoff onto underlying sandstone. This focused moisture dissolves and transports atmospheric pollutants and organic matter enabling soluble minerals to deposit on masonry surfaces as water evaporates. Sandstone with specific mineral compositions—particularly iron rich or clay bearing varieties—can trap contaminants and/or undergo mineralogical alterations leading to surface darkening. Adjacent masonry of different mineral composition may be less porous or less reactive, so it stays lighter. Overtime, this contrast becomes pronounced, creating visibly darkened zones tied directly to waterflow paths—and/or differing adjacent materials

Variations in soiling and pollution can reveal much about an asset's condition and environment. Differential staining may indicate uneven exposure to microclimatic weather airflow and rainwater patterns. Soiling affects visual perception, altering legibility and aesthetic unity.



Edinburgh: Variations in surface soiling related to the juxtaposition of different sandstones

Analysing assets as complex systems requires integrating location, history, materials, structure and environment. Complexity implies interdependence. Change in one element can affect others, often in nonlinear ways. A blocked gutter may lead to wall saturation, frost damage, biological growth and structural failure. Conversely, a well-designed improvement may extend the life of entire fabric. Recognizing such systemic relationships enables conservationists to prioritize preventive care, by addressing causes rather than symptoms.

Ultimately, the goal of education and training is to equip conservation professionals with

analytical rigor and holistic vision. They must learn to see beyond individual defects to perceive patterns, processes and relationships defining an asset's behaviour. This approach fosters respect for the ingenuity of past builders, awareness of environmental dynamics and responsibility for sustaining balance within living systems of heritage.



Brussels Grand Place: Column free pendant arch springers

In the Grand Place Brussels buildings, pendant springers were self-supporting masonry units keyed deep into walls stabilized by mass, interlocking geometry and load transfer to adjacent masonry.

In restored or reconstructed façades, especially the 20th-century refurbishments around the Grand-Place, a discreet steel frame or stainless-steel cramps/dowels may have been added. These do not hold the pendant by themselves but act as secondary reinforcement, helping prevent rotation, cracking, or shear failure. The masonry still carries the load, the steel typically being a supplementary restraint rather than primary structure.

To understand and analyse assets as complex systems is to engage in a dialogue between matter and meaning, science and spirit. It requires a conservationist to think like an engineer, observe like a scientist, interpret like a historian and feel like a custodian. Through this integrated comprehension, conservation ceases to be mere repair and becomes a disciplined approach on how historic assets stand, breathe and endure over time.

Develop Personal Competence e) to: Consider historic assets as complex structures

e) Understand and analyze the behavior of monuments, ensembles and sites as complex systems

Explanatory Note:

Appreciate and analyse an asset as a complex structure

Develop an ability to comprehend and evaluate an asset as a dynamic system. Recognizing how the different components of architectural elements, materials, environment pressures and human interactions relate to and influence one another. Understanding the relationships, can better interpret patterns of change, performance-in-use and deterioration.

Such an appreciation supports informed decision making, helping ensure that interventions respect complexity, integrity and long-term sustainability in the broader physical context.

Complete the Following:

Personal Starter Sentence:

I have synthesised all my collated information to reveal that...

By Addressing:

- Appreciating what is understood from being studied
- Chronological links with the past
- Working with, not against, nature

Reflecting upon Guideline e) by:

- *Appreciating what conditioned emerging circumstances*
- *Appreciating potential and real operational influences*
- *Interpreting how assets have performed-in-use*
- *Considering environmental effects and consequences*

Competence f): Diagnose causes of decay with knowledge
Consider judgment as basis for appropriate action

Competence in conservation is measured not only by one's ability to restore or repair but within a depth of understanding that informs those actions. The guiding principle that *"conservation works should only be entrusted to persons competent in these specialist activities"* insists upon rigorous education, sustained observation and critical interpretation. Among the most essential of these competencies is an ability to diagnose intrinsic and extrinsic causes of decay. Without accurate diagnosis, intervention risks being misguided, excessive, or even destructive. To act appropriately, a conservationist must therefore read deterioration with scientific precision and cultural sensitivity understanding how materials behave, how environments influence them and how human actions can compound vulnerability.



Aberdeen Memorial floor slab: Diagonal footfall wear pattern since 1657

The process begins with attentive monitoring, particularly of traffic wear and tear. Many assets, ensembles and sites continue to serve active social, cultural or touristic functions. The impact of visitor footfall, vibration, handling and environmental fluctuation gradually erode surfaces and structures. Floors may polish, becoming thin under constant passage; stone steps may hollow; timber handrails may lose definition or become loosened; even microscopic vibrations from heavy vehicles nearby can disturb delicate plaster or stained glass. A conservationist must therefore monitor such impacts systematically, using visual inspection and technological aids such as laser scanning, vibration sensors and photographic records to measure change over time.



Glasgow: An obvious consequence of ineffective monitoring and maintenance

Monitoring historic assets enables identification of critical thresholds allowing for proactive, rather than reactive, management. A data driven approach guides introduction of appropriate management measures, slowing decay and preserving value. Ultimately, effective condition monitoring ensures that historic assets endure for future generations, transforming a potential for decay into sustainable preservation.

Monitoring is not an act of restriction but of responsible stewardship. It helps identify thresholds beyond which wear becomes damage, guiding introduction of management measures like controlled access, protective barriers or other temporary actions. The challenge is to balance interventions with preservation to ensure that heritage remains authentic while safeguarding its material survival. Competent conservationists understand that wear is an inevitable part of living heritage and that management must be proactive, not merely reactive. A stitch in time approach is more desirable than significant remedial work.



Glasgow: Evidence of a long-standing water penetration failure



Penicuik: Mature tree root upheaval of masonry

Tree growth in historic masonry follows a progressive, disruptive sequence. It begins with windblown seeds lodging in cracks where moisture and organic debris accumulate. As seedlings establish, their roots penetrate joints, exploiting existing weaknesses. Growing roots expand these fissures, displacing mortar and stones. Increasing biomass adds weight and moisture retention, accelerating decay. Eventually, mature roots exert significant mechanical pressure, destabilizing walls, widening cracks and enabling water ingress. Over time, this biological structural interaction can cause substantial deformation or partial structural failure.

Amongst all external forces, water is the most powerful and ambiguous. Understanding and controlling the “good, bad and ugly” impact of water is central to diagnosing decay. Water can be a source of life, sustaining surrounding landscapes and moderating microclimates; yet, when uncontrolled, it becomes the principal agent of deterioration. The “good” water is that which is guided thoughtfully through drainage systems, roofs and channels designed to protect fabric. The “bad” water is infiltrating moisture that seeps into walls, joints and foundations, dissolving salts and promoting biological growth or rot. The “ugly” water is stagnant or polluted, disfiguring surfaces, weakening materials and altering visual harmony.



Residency, Hyderabad 1805: A consequence of unrestrained water penetration

Unattended roof water penetration initially wets finishes causing staining and minor paint or plaster detachment. Continuing moisture buildup softens plaster, encourages efflorescence in stone and swells timber elements. Persistent damp allows fungal growth, leading to plaster loss, friable stone surfaces and early timber decay. As saturation increases, salts mobilise within stone and mortar, accelerating disintegration, while timber joints weaken through wet rot. Prolonged exposure ultimately enables structural decay, severe rot or insect infestation in timbers, delamination and scaling of stone, widespread plaster collapse and corrosion of embedded metal. Left unresolved these failures compromise overall structural stability and integrity of heritage fabric.

A conservationist must trace water pathways. Every leak, stain or efflorescence is a clue to hidden movement of moisture. Understanding seasonal variations, rainfall intensity and ground saturation helps reveal how water interacts with natural and constructed elements. Diagnosis extends beyond an asset to a larger hydrological context including adjacent topography, drainage patterns, vegetation and modern infrastructure. Effective conservation stems not from sealing and isolating heritage from water but by re-establishing equilibrium: restoring gutters and downpipes, clearing channels, attending to surface growth and repairing masonry with breathable materials allowing evaporation to occur naturally.



Unrestrained surface growth can obscure possible underlying issues



Interaction of hard mortar and variable naturally softer sandstone bedding planes

Sandstone can suffer a variety of decay processes including granular disintegration, where grains loosen and fall away, or scaling, resulting in thin surface layer detachment; flaking, where small plates lift and break off; spalling, involving deeper/larger surface loss; contour scaling; hollowed or softened zones; blistering, where surface bubbles form before rupturing; salt crystallisation damage which produces powdery surfaces and biological soiling, where lichens, algae, moss, grasses and other vegetation—all have potential to degrade/damage stonework.

Equally critical to diagnosis is understanding materials' interactions and frequent subtle and unpredictable relationships among the many components constituting an asset. Historic buildings are complex interactions or composites: stone adjoining metal, timber embedded in

masonry, lime mortar bonded brick or decorative finishes applied over structural substrates. Each material responds differently to temperature, humidity and exposure. Incompatibility between materials, whether original or introduced, can accelerate decay. For instance, inserting hard cement mortar into soft stone masonry may trap moisture and cause disaggregation; embedded iron and steel can lead to rust expansion, cracking and spalling.



Insufficiently covered rusting-steel induced concrete cracking and spalling

Rusting embedded iron or steel expands as corrosion products occupy greater volume, generating tensile stresses that crack surrounding masonry and cause spalling. These cracks admit more moisture and oxygen, accelerating corrosion. Remedial work includes exposing and cleaning metal, applying inhibitors, replacing heavily corroded bars, repointing or rebuilding damaged masonry and applying protective coatings. Cathodic protection in concrete can be used to control ongoing corrosion making steel act cathodically, thereby significantly slowing deterioration.

A trained conservationist views such phenomena not as isolated failures but as dialogues between materials and environment. Understanding interactions requires field observation and laboratory analysis; this may include microscopic study, chemical testing and mechanical assessment to determine causes of stress or deterioration. The principle of compatibility becomes a guiding ethic: any new intervention must harmonize physically, chemically and aesthetically with existing materials. Conservation education therefore emphasizes interdisciplinary knowledge, drawing from chemistry, physics, engineering, building and art history, ensuring that every decision is informed by an integrated understanding of how materials behave together over time.



Rome: Diluted salt penetration and efflorescence from a parapet walkway

The application of salt (sodium or calcium chloride) to melt ice and improve traction by lowering water's freezing point can accelerate masonry corrosion. Salt laden water can penetrate porous building materials, evaporate to external surfaces leaving salt deposits behind in the form of efflorescence: to manage these affected areas should have loose deposits removed, allowing masonry to dry and, where possible, avoid reapplication of salt.

Avoiding inadvertent pitfalls is a vital aspect of competent diagnosis. Well intentioned interventions can become sources of decay if undertaken with insufficient awareness. The history of conservation has many examples of similar unintended consequences: impermeable coatings that trap moisture; cleaning methods that strip protective patinas; structural reinforcements that transfer stresses unpredictably; or environmental controls that upset thermal equilibrium. The conservationist's responsibility is to anticipate how each measure might, detrimentally, alter an existing system.

All diagnosis ultimately converges on a question of how much to intervene; this demands careful consideration/comparison of relevant degrees of intervention. Not every sign of decay requires direct treatment; sometimes, observation and maintenance will be enough. Intervention can be preventive, such as monitoring and environmental control, or remedial, including structural stabilisation or partial replacement.

Determining an appropriate degree requires weighing authenticity, risk and reversibility. Excessive intervention may erase historical evidence or introduce new vulnerabilities whereas insufficient action may allow deterioration to progress irreversibly.

Competent conservationists must approach intervention as a dialogue between present responsibility and future inheritance. They must interpret an asset's capacity to endure, understanding when to support natural aging and when to halt destructive processes. This discernment is guided by international principles such as minimal intervention, compatibility and reversibility, but it also depends on intuition developed through experience. A conservationist learns when intervention is necessary and how to keep it proportionate.



France: Failed render coating over timber framing + Glasgow: Consequences of lack of maintenance and inappropriate previous action

In diagnosing intrinsic and extrinsic causes of decay, conservationists operate at the intersection of science, ethics and art. Intrinsic causes arise from within an asset including material flaws, structural weaknesses, or historical design choices. Extrinsic causes stem from external pressures: climate, pollution, human use or neglect. Understanding how these categories interact transforms diagnosis into an holistic process. Recognizing these interdependencies enables a conservationist to target causes rather than symptoms.

Effective diagnosis leads naturally to appropriate actions where interventions are precise, minimal and sustainable. This process is cyclical: observation leads to understanding, understanding guides intervention and intervention is followed by continued monitoring leading to action if necessary and justifiable. Through this cycle, conservation becomes a living practice, grounded in evidence and responsive to change. A professional who can diagnose wisely acts as a mediator between past and future, maintaining a balance allowing heritage to survive authentically.

Avoiding pitfalls requires humility and restraint. It calls for rigorous testing, peer collaboration and phased implementation. The medical principle of “*first do no harm*” is not a slogan but a methodology equally applicable to historic assets: intervene minimally, monitor continuously and adapt decisions as evidence dictates. Education and practice must instil this culture of critical reflection, encouraging professionals to question assumptions and learn from past mistakes. In doing so, conservation evolves as a discipline of caution, informed by creativity where innovation serves preservation, not experimentation for its own sake.

In the end, diagnosing decay is not simply a technical exercise, it is an ethical responsibility. It demands patience, sensitivity and respect for materials as historic testimony. A competent conservationist does not seek to eliminate every sign of aging but ensures that deterioration proceeds in a controlled and comprehensible way, preserving the narrative embedded in fabric. To diagnose well is to listen and read the silent language of materials, whispers of weather and traces of human touch. Through this attentive listening, conservation fulfils its highest purpose: to sustain a continuity of meaning embodied in assets, ensembles and sites connecting us to an unfolding story of humanity.

Develop Personal Competence f) to: Consider judgment as basis for appropriate action

f) Diagnose intrinsic and extrinsic causes of decay as a basis for appropriate action

Explanatory Note:

Investigate causes of decay with knowledge and judgment

Identify internal and external factors that contribute to performance and deterioration. Consider intrinsic causes originating from within materials or structural compositions with inherent weaknesses. Assess extrinsic causes arising from environmental influences and human impact to understand and guide effective responses. Take into consideration risks from natural and manmade disaster scenarios to help determine activities before, during and after a hazard event.

Careful evaluation of sources can help inform decision-making to prevent further damage, prioritise interventions and select appropriate intervention strategies for long-term stability.

Complete the Following:

Personal Starter Sentence:

I have analysed my synthesis and identified relevant needs as...

By Addressing:

- Decay interactions and erosion processes with their triggers
- False economies in treatments and induced deterioration

Reflecting upon Guideline f) by

- *Understanding material interactions*
- *Avoiding pitfalls*
- *Considering relevant degrees of intervention*

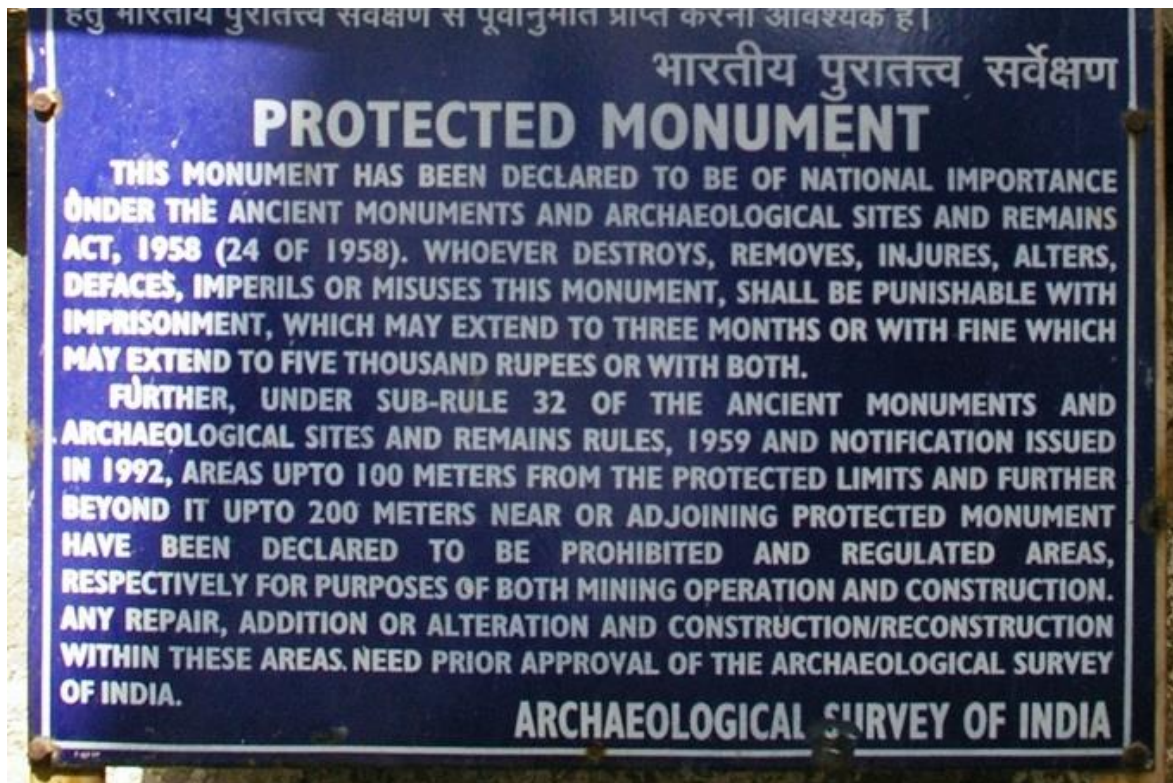
Competence g): Communicating understanding of inspection results
Consider their interpretation and clarity of reporting

Conservation, at its most profound, is a process of understanding and communication. It is not enough for a conservation professional to possess technical knowledge or analytical skill, they must also be able to interpret their findings in ways that are clear, accurate and meaningful to others. The guiding principle that “*conservation works should only be entrusted to persons competent in these specialist activities*” implies a responsibility not only to heritage fabric itself but to a broader community of stakeholders who depend upon that insight. Education and training, therefore, must cultivate professionals who can inspect and report upon assets, ensembles and sites in ways that are intelligible to non-specialist readers whose decisions, financial resources and cultural understanding ultimately shape heritage environments.



Torthorwald: Achieving a detailed understanding of historic fabric can be challenging

Obtaining a thorough understanding of historic fabric can be challenging due to inherent structural instabilities that make close inspection risky, limiting an ability to conduct all-encompassing analysis. Access is often constrained by fragile materials or confined spaces. Heritage investigation where there is risk of collapse, falling debris, or exposure to hazardous materials, restrict investigation methods and generate serious safety concerns. These combined factors demand careful planning, specialised techniques and potential reliance on indirect or non-invasive assessment tools. In all cases personal risk should be avoided. Heritage protection restrictions might also apply.



Public notification of a Protected Monument in India

In India, protection of monuments is primarily governed by the Ancient Monuments and Archaeological Sites and Remains (AMASR) Act of 1958, enforced by the Archaeological Survey of India (ASI). It replaced a 1904 colonial era Ancient Monuments Preservation Act: (AMPA) providing legal safeguards for monuments of national importance, regulating excavations and imposing buffer zones around sites. In the UK, heritage protection began with the Ancient Monuments Protection Act of 1882 and evolved through successive Acts, culminating in the Ancient Monuments and Archaeological Areas Act of 1979. This Act formalized scheduling and consent procedures where heritage works are planned. It included a requirement to undertake a detailed pre-action building survey when physical intervention measures might be involved.

Inspection is a foundation of effective communication, requiring accurate observation and an ability to interpret underlying relationships. A conservationist must approach each asset as a unique subject of study, gathering data on its material condition, historical development and environmental context. This involves careful onsite analysis, using traditional methods such as measured drawings and sketches and modern technologies like photogrammetry, laser

scanning, or digital modelling. Regardless of any tool employed, the objective remains the same: to establish an informed and holistic picture of an asset — what it is, how it was built and any challenges it faces. In this process incorporating and interpreting information from early plans and archival images can be useful.



Eilean Donan, restored 1928: Archival painting and Board of Ordnance drawings

In the years before its 1928 reconstruction, the appearance of Eilean Donan Castle survived only in a handful of illustrations. The most authoritative source being a 1714 plan and elevation drawn by Lewis Petit for the Board of Ordnance, showing a mostly derelict fortress with only a single roofed building at its southeast corner. Later paintings and engravings romanticise the ruins, but they rely on conjecture rather than detailed archaeological analysis. Care is required in interpreting what remains without careful cross-referencing of historical records, illustrations and material evidence. Modern interpretations risk conflating re-construction with original architecture, thus risking authenticity as well as a potential for subjectivity.

Analysing and interpreting collated data transforms raw observation into meaningful understanding. Data alone, however comprehensive, holds limited value until it is synthesized into cohesive interpretation. A conservationist must discern patterns within data such as correlations between material decay and environmental conditions, relationships of past interventions to structural deformation, or connections between constructional methods and influences of cultural change. This process demands intellectual rigor and contextual awareness. It requires sensitivity to the language of materials and the logic of structure; this

alongside an ability to interpret not only physical evidence but also human intentions embedded within a building's form.



Eilean Donan: Reconstruction from c1928

Interpreting how an asset was built and developed is an exercise in reading craftsmanship of the past. Every stone joint, timber joint, or metal fixing reflects decisions about technique, resource and cultural expression. A conservationist must therefore engage with physical evidence at both macro and micro levels, understanding spatial organization of an ensemble as well as minute details of its assembly. By reconstructing a building's constructional narrative, one can better assess any vulnerabilities it now faces. For example, recognizing that a masonry wall was originally lime bonded, not cemented, informs decisions about compatible repair materials. Understanding layering of finishes reveals cycles of aesthetic renewal or neglect. Such interpretation guides conservation action and enriches a narrative to be conveyed to others.

Making reports intelligible to non-specialist readers requires transformation of technical findings into accessible and coherent narratives. Heritage conservation rarely exists in isolation; it involves clients, policy makers, funding bodies, community groups and the public. Each has a stake in an asset's future, yet few possess a specialist vocabulary of conservation science or structural diagnosis. The professional's task is to bridge that gap and to

communicate with clarity and integrity without diluting complexity. This balance needs to be achieved through careful language, clear structure and visual support.

PHILAE ONCE A GREAT RELIGIOUS CENTER WAS DEDICATED TO THE CULT OF THE GODDESS **ISIS**, AND ITS SANCTUARIES BELONG MAINLY TO THE PTOLEMAIC AND ROMAN PERIODS « ROUGHLY BETWEEN THE 4th CENTURY B.C. AND THE BEGINNING OF THE 4th CENT. CENTURY A.D. ».

IT WAS THE COMPLETION OF THE FIRST ASWAN DAM IN 1902 THAT CREATED A LAKE AND FLOODED THE ISLAND AND ITS MONUMENTS FOR PART OF THE YEAR. BUT THE BUILDING OF THE HIGH DAM IN 1960 CREATED MORE SERIOUS PROBLEMS.

FINALLY, IT WAS DECIDED TO BUILD A COFFER DAM AROUND THE ISLAND AND TO PUMP OUT THE WATER, SO THAT NEARLY ALL THE MONUMENTS COULD BE DISMANTELED AND TRANSFERRED TO NEAR BY **AGILKIA**.

THIS WORK BEGAN IN 1972 AND FINISHED IN 1980 THROUGH THE CO-OPERATION OF **UNESCO** AND THE **EGYPTIAN ANTIQUITIES ORGANIZATION**.

DATA

* QUANTITY OF SAND FILLING	82000 m ³
* LENGTH OF COFFER DAM	815 m
* NUMBER OF STEEL SHEET PILES	3315 sh.p
* WEIGHT OF SHEET PILES	6750 tons
* NUMBER OF BLOCKS TRANSPORTED	40000 rocks
* VOLUME OF BLOCKS	20.000 m ³

Philae, Egypt: Information Board revealing relocation challenges of the 1970's

A decision to dismantle and move the Isis temple at Philae arose from an imminent threat posed by construction of the Aswan High Dam; this would have permanently submerged an island on which the temple originally sat. Preserving the temple in situ was impossible yet relocating it challenged ideas of archaeological authenticity. After international debate, UNESCO and Egyptian authorities concluded that saving the monument's fabric and symbolic meaning outweighed keeping it in its original setting. The temple was therefore carefully documented, dismantled and reassembled on higher ground at Agilkia Island.

Clarity begins with writing that is precise yet unencumbered by jargon. A conservationist must distil intricate observations into concise statements of cause, condition and consequence. Terms should be explained in context, assumptions explained and conclusions supported by evidence. Reports should follow a logical progression, from description to analysis to recommendation, so that non-specialist readers might follow an argument without prior expertise. The aim being to inform and enable understanding, empowering others to make responsible decisions relating to conservation priorities, funding and policy whilst considering an appreciation of assessed and associated risks.



Perth Bridge: Physical record of flooding incidents 1814 - 2006

Illustrations form an essential part of communication. Words alone cannot fully convey physical realities of an asset; visual representation provides immediacy and clarity. Sketches, photographs and diagrams serve as tools of explanation, transforming abstract description into tangible comprehension. A well-executed sketch can reveal structural relationships more clearly than paragraphs of text; a sequence of photographs can demonstrate progression of decay or phases of construction; annotated drawings can link narrative and evidence with precision.

The act of sketching and preparing drawings hold enduring value in an age of digital imaging. They are not merely a means of recording but of seeing. When a conservationist records a detail, they engage with its form, proportion and texture in a way that deepens understanding. A hands-on act of drawing fosters attentiveness and reflection, producing insights that complement and expand photographic documentation. Photographs, meanwhile, provide accuracy and immediacy, capturing subtleties of colour, surface condition and environmental context. When integrated thoughtfully into reports, these graphic means enhance comprehension, guiding a reader's eye and reinforcing an analytical narrative.



Brierbush, Penpont: An earlier measured drawing and photograph may be the only record

Sourcing and integrating constructional support information strengthens credibility and depth of reporting. Conservation is an interdisciplinary endeavour where a professional must often draw upon a wide array of supporting data including architectural drawings, archival records, geological surveys, material analyses and engineering assessments. This information, from a variety of sources, forms a foundation for comprehensive interpretation. The conservationist's skill lies in weaving this into a coherent narrative illuminating an asset's condition and value. A three-dimensional model, however, might reveal surrounding context more explicitly than a two-dimensional drawing.


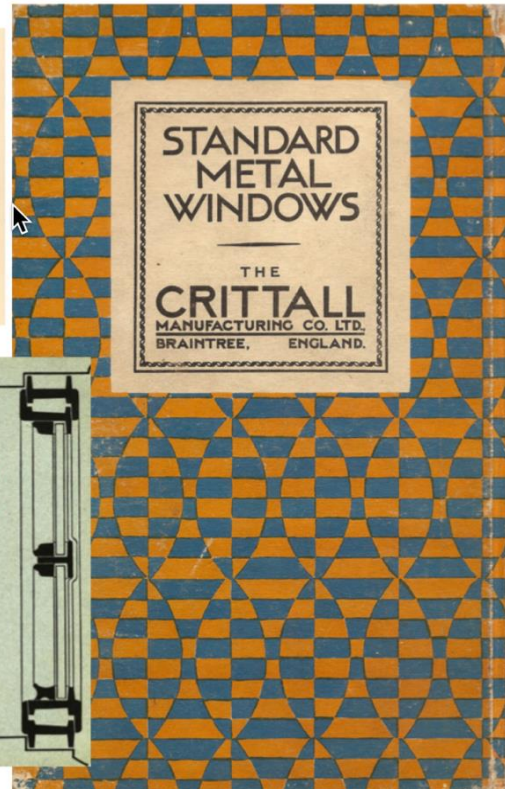



Saint Denis, France: Medieval urban setting context model c1140

Integrating this information demands critical evaluation. Not all sources are equally reliable or relevant; historical plans may be inaccurate; material analyses can vary in quality and past reports may reflect outdated methodologies. Information promoted by manufacturers can rapidly become out of date as fashion, changes in style and availability of products drives

redundancy and inaccessibility of supplies. A conservationist must assess these sources with discernment, cross-referencing evidence and acknowledging uncertainty where it exists. Transparency about limits of knowledge builds trust among non-specialist readers and reinforces an ethical principle of honesty in conservation practice.

1920-1930 Crittall Metal Windows



1920-30 Trade Literature information

Manufacturers Information can quickly become outdated as fashion cycles accelerate as consumer tastes shift with increasing speed. What seems current in one era may lose relevance in the next: thus, making previously promoted products obsolete. Changes in style, materials and design can render earlier information inaccurate, while fluctuating availability of supplies further complicates matters. When items are discontinued or replaced by newer models, guidance tied to older products becomes inaccessible or misleading. As a result, manufacturers' information often struggles to keep pace with constant evolution of markets alongside designer expectations and product innovation.

An intelligible report places assets within the broader contexts of historical, environmental and social factors. It communicates technical facts and cultural significance underpinning conservation decisions. By framing findings within a story of an asset's creation, use and transformation, a conservationist invites readers to appreciate heritage as a living continuum rather than a static artifact. This human dimension transforms technical documentation into cultural interpretation, enabling non-specialists to understand value as well as vulnerability. The goal is informed collaboration. Conservation is rarely the work of a single expert; it is a collective enterprise involving architects, engineers, curators, funders and communities. Reports that are clear and intelligible facilitate dialogue amongst diverse participants,

fostering shared understanding and coordinated action. A report that can be understood is one that is influential and can be implemented. Through effective communication, a conservationist ensures that knowledge translates into responsible stewardship. Ability to make complex information accessible to non-specialists reflects not simplification but ability to reveal underlying principles that resonate with diverse audiences.




Suenos Stone 9th C: A challenging condition inspection

Inspecting and reporting on an asset is an act of interpretation and advocacy. A conservationist serves as both observer and storyteller, translating a silent testimony of materials into language that can be understood, valued and acted upon. Through rigorous analysis, visual clarity and transparent communication conservation practitioners bridge the world of expertise and public understanding. In doing so, they uphold integrity of the heritage profession ensuring that assets entrusted to their care continue to speak meaningfully to all who need to know and encounter them.

The approach might include interpreting and advocating results from adopting modern conservation surveying techniques. These can offer and combine a range of non-invasive digital technologies to investigate, record and monitor historic buildings and structures. Offering a high degree of information accuracy with minimal disturbance to original fabric, techniques can include:

1. **Digital Photogrammetry** Overlapping photographs are processed to create accurate 3D models, orthoimages and elevations for documentation and condition assessment.
2. **Robotic Total Stations** and Global Navigation Satellite Systems (GNSS) provide precise control and monitoring of movement to support measured surveys and deformation analysis.
3. **LiDAR Laser Scanning** captures millions of survey points to generate precise 3D point clouds and measured models for recording, analysis and monitoring.
4. **UAV/Drone Surveying** provides rapid access to roofs, towers and inaccessible areas using aerial cameras, LiDAR and thermal sensors.
5. **Infrared Thermography** uses thermal cameras to detect temperature variations to identify moisture, voids insulation detects and hidden problems without contact or damage to historic fabric.
6. **Ground Penetrating Radar** sends electromagnetic pulses into walls and floors to detect buried structures, foundations and concealed voids.
7. **Acoustic and Ultrasonic Testing** identifies cracks, voids and internal material decay through sound-wave transmission.
8. **Impulse Response/Structural Health Monitoring** systems continuously record vibration, strain, tilt and temperature changes to assess long-term building performance and support preventative conservation strategies.



A selection of modern surveying technologies: AI-generated illustrative graphic

Develop Personal Competence g) to: Consider interpretation and clarity of reporting

g) Inspect and make reports intelligible to non-specialist readers of monuments, ensembles or sites, illustrated by graphic means such as sketches and photographs

Explanatory Note:

Carry out investigations to be able to present findings in a clear, accessible manner appropriate to non-specialist audiences.

Communicate observations and established understanding, interpretations and inspection results through intelligible reports in straightforward language, avoiding technical complexity whilst maintaining accuracy. Support explanations with visual material to enhance understanding.

Such an approach ensures that key issues, conditions and recommendations are better understood by a wide range of readers, enabling informed decisions, funding and engagement in asset management and retention.

Complete the Following:

Personal Starter Sentence:

From my analysis I have drafted an approach to reveal...

By Addressing:

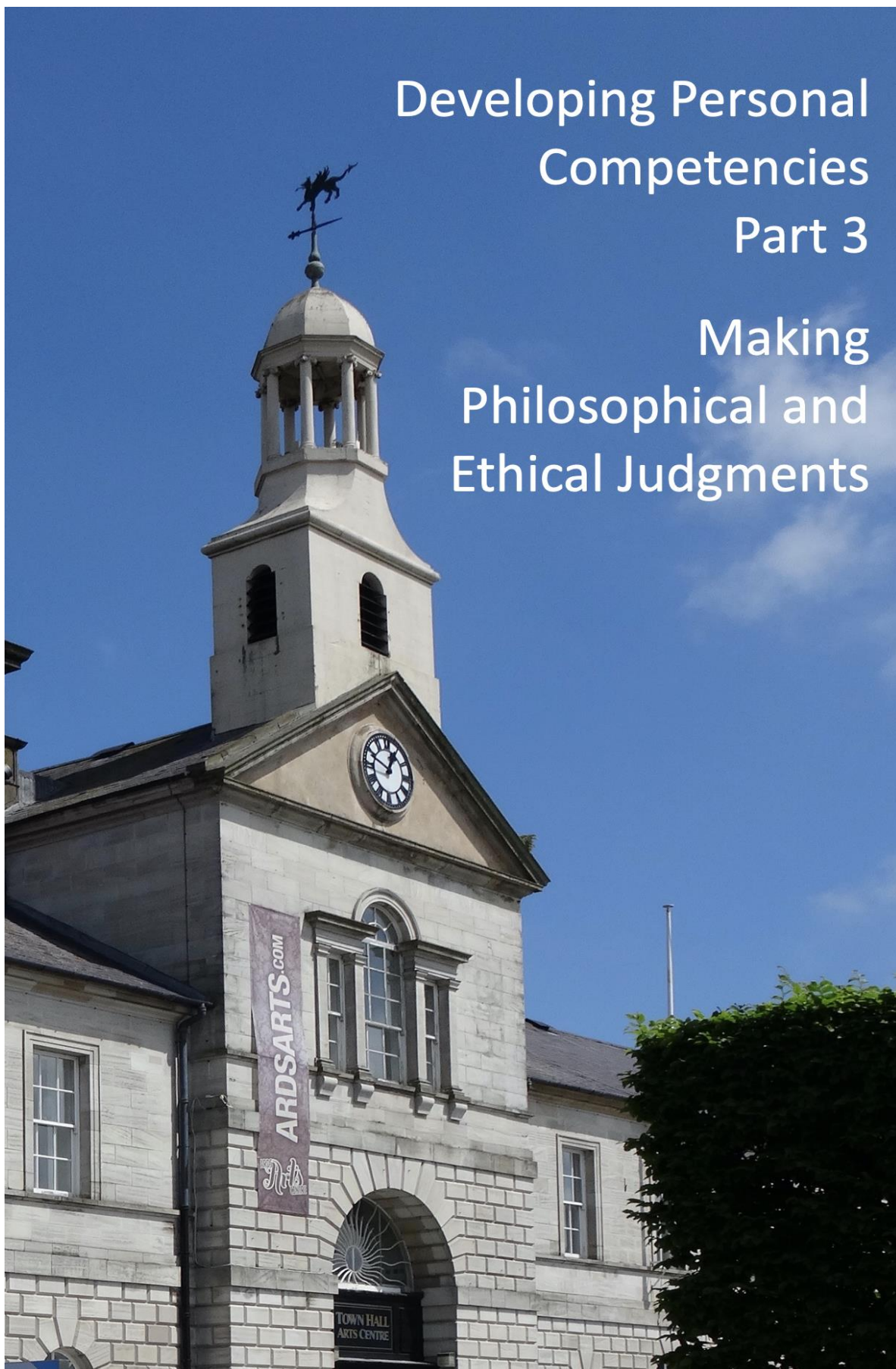
- Undertaking comprehensive investigations and their interpretation

Reflecting upon Guideline g) by

- *Analysing and interpreting collated data*
- *Sourcing and integrating support information*
- *Devising a structured approach to reporting*

Developing Personal Competencies Part 3

Making Philosophical and Ethical Judgments



Developing Personal Competencies: Part 3: ICOMOS Guidelines h) – i)

Making Philosophical and Ethical Judgements

Focuses on evaluating conclusions against relevant guidance and principles.



Battersea: DSC00761 May 2024

Incorporating ICOMOS Guidelines h) – i) Part 3 continues to invite users to summarise their appreciation of the heritage and historic assets in a clear and concise manner with reference to wider influences and their adoption. This to enable a fuller understanding of how that awareness is conveyed to others evidencing a depth of insight and clarity of communication, to reveal what key issues have been prioritised and how established guidance informed emerging conclusions in effective decision-making.

Competence h): Consider the importance of applying guidance
Understanding international and national philosophies

In 19th C France conservation philosophy was shaped largely by Eugène Viollet-le-Duc (1814-79), who believed restoration should aim to return a building to a perfected, often idealized state, even if that meant adding elements a structure had never actually possessed. For him, authenticity lay in achieving an architecturally coherent vision, guided by scholarly imagination and stylistic unity. In contrast, the British approach, led by William Morris, Philip Webb et al and the Society for the Protection of Ancient Buildings, rejected such creative intervention. Morris argued that buildings should carry accumulated marks of time whilst restoring them falsifies history. A fundamental divide therefore existed between France's pursuit of idealised completeness and Britain's commitment to historical continuity and material authenticity. In contrast to French interventionism, the Society for the Protection of Ancient Buildings (SPAB) promoted an 'Anti-Scrape' philosophy, rejecting removal of age patina to achieve perfection that had never existed.




Notre Dame: Flèche spire in 2004 before the 2019 fire

Viollet-le-Duc's interventionist flèche spire at Notre-Dame embodied his belief that restoration should bring a monument to a perfected state that it may never have possessed. Inserted during the 1840s–60s restoration, the spire was not a faithful replica, but an imaginative reinterpretation inspired by medieval forms. Its purpose was to complete the cathedral's silhouette, express Gothic structural logic and symbolically elevate the church.

In France, Viollet-le-Duc's influence helped shape a centralized, state led conservation

framework. Prosper Mérimée and, later, the Commission des Monuments Historiques, operated with strong governmental authority, enabling largescale restorations that aligned with an idea of stylistic unity and national grandeur. French legislation supported interventionist projects, granting the state power to transform monuments into coherent historical statements. In the UK, Morris's influence inspired an opposite philosophy. Set out in the 1877 SPAB Manifesto, its approach prioritised repair and preservation over speculative restoration.



Dunblane Cathedral: Restored 1880-89 with SPAB influencing the approach

An 1880s debate over restoring Dunblane Cathedral centred on whether the building should be '*improved*' to a conjectural medieval state or, preserved as found. The Society for the Protection of Ancient Buildings (SPAB), led by William Morris, argued firmly against heavy restoration. SPAB warned that rebuilding would lose features by smoothing irregularities and replacing weathered fabric and erasing the cathedral's authentic historic record. It promoted conservative repair, retaining original materials, avoiding guesswork and preventing the creation of a Victorian imitation of the past. Ultimately, a compromise emerged. Limited structural repairs were undertaken and sweeping Victorian '*medievalation*' was largely avoided; reflecting SPAB's influence in protecting the cathedral's accumulated historic character.

Britain was not without its French sympathisers; demonstrated by a subjective '*restoration*' of St. Albans Cathedral by Edmund Beckett, 1st. Baron Grimshaw. Here a completely new and '*Gothicised*' design was implemented along with extensive additional '*improvements*' to its Norman origins. Sympathetic 18th C renovation work had been completed by Giles Gilbert Scott between 1870 – 1875 until his death in 1878. The later Grimshaw work took on a more speculative design ethos based on an idealised '*Gothic*' front and nave.

The Ancient Monuments Protection Acts of 1882 and subsequent amendments established a cautious, preservation minded system in which the State could take guardianship of sites but limited work to minimal intervention. This reflected Morris's insistence on safeguarding fabric rather than reinventing it; embedded in the Act was a principle of careful maintenance rather than imaginative reconstruction—this was to become national policy.

Throughout the 20th C, the UK's conservation approach evolved into a structured, legally grounded system that continued to reflect Morris's preservationist ideals while adapting to new pressures such as urban expansion, industrial decline and wartime damage. After the 1882 Ancient Monuments Acts the next major step came with the Ancient Monuments Consolidation and Amendment Act of 1913. This strengthened State powers to protect monuments with the first official Ancient Monuments Branch, within the Office of Works, created in 1912. This marked a shift toward professional, expert led conservation rather than voluntary advocacy alone. This landmark piece of UK heritage legislation introduced scheduling of monuments of national importance and gave the State new powers to take sites into Guardianship—up to 1931 some 200 sites were taken into care under that Act.

The Ancient Monuments Act 1953 modernised heritage protection in the UK, extending the definition of monuments and reinforcing state authority over their acquisition, management and maintenance. It clarified scheduling procedures and made causing harm or damaging monuments illegal without consent. It streamlined administration and laid the foundation for systematic conservation; thus, enabling proactive preservation and shaping modern heritage management across England, Wales and Scotland. The Act focused on grants and maintaining guardianship of existing sites rather than a rapid expansion of new state care. The Ancient Monuments and Archaeological Areas Act 1979 updated and replaced the 1953 Act in the UK. It expanded and clarified heritage protection, introducing scheduled monument consent and broadened definitions of monuments; it added powers to protect archaeological areas alongside stronger enforcement mechanisms. It essentially modernized the intentions of the

1953 Act, creating a comprehensive framework for safeguarding ancient monuments, archaeological sites and related heritage.

The Athens Charter for the Restoration of Historic Monuments, launched in 1931 at the First International Congress of Architects and Technicians of Historic Monuments, marked a first attempt to articulate internationally agreed principles for conservation. Emerging between the world wars, it responded to growing concerns about damage caused by industrialisation, urban development and earlier overly creative restorations. The charter emphasised the importance of preserving historic fabric, advocated careful documentation before intervention and promoted international cooperation in technical research and training. Although its guidance remained relatively general, it laid crucial groundwork for later, more rigorous frameworks such as the 1964 Venice Charter. The Athens Charter helped shift conservation toward a more disciplined, value-conscious practice, informing national policy and professional standards.



Parthenon Athens: Conservation work is still progressing

Conservation problems of the Parthenon and Acropolis strongly shaped thinking behind the 1931 Athens Charter. Earlier restoration work, especially the use of iron clamps that had corroded, caused serious structural damage and demonstrated the risks of applying modern materials without scientific study. Excessive and sometimes conjectural reconstruction, along with removal of later historical layers, highlighted a need to limit intervention and respect a monument's full historical development. The Acropolis showed how undocumented, nationally driven restoration could distort authenticity. These issues convinced Congress that international standards, scientific analysis, careful documentation and preservation rather than reconstruction were essential principles for working on historic monuments.

Confusion can exist regarding a similarly named Athens Charter, created in 1933 by Congrès Internationaux d'Architecture Moderne (CIAM). Le Corbusier played a major role in drafting

that charter which deals with urban planning, promotion of functional zoning, high density housing blocks and modernist city design. Despite sharing a name, the 1931 Conservation Charter and the 1933 Urbanist Charter are entirely separate documents with different authorship, aims and historical contexts.

After WWII, UK concern for historic character broadened from single monuments to whole urban environments. The Town and Country Planning Act 1947 introduced a requirement for listed buildings, planned for alteration or demolition, to obtain consent prior to any proposed work. This Act embedded conservation within the planning system. Later, the Civic Amenities Act 1967 created Conservation Areas, recognising the value of collective townscape rather than isolated structures. By the late 20th C, a framework had matured through additional listing categories. The establishment of English Heritage as an arm's length quango in 1983 promoted greater public participation. This created a system that integrated preservation, community interest, income generation and sustainable change whilst retaining SPAB's principle of saving historic fabric whenever possible.



Totnes: Conservation Area

Designated in 1969, Totnes Conservation Area's blend of history and character reflects centuries of architectural and cultural heritage. Its narrow streets, timber-framed buildings and historic market spaces create a distinctive, picturesque atmosphere. The area preserves a strong sense of place, showcasing well maintained Georgian and medieval structures alongside riverside vistas. Its cohesive streetscape, rich detailing and heritage significance balancing preservation with contemporary use.

UNESCO recognised a need for a professional, globally representative body to advise on cultural heritage matters. ICOMOS was formed as a non-governmental organisation bringing together architects, archaeologists, planners, conservators and historians. The International Council on Monuments and Sites (ICOMOS) was founded in 1965 in response to the aims of

the 1964 Venice Charter which was to establish a shared international framework for conservation practice avoiding previous disparate national procedures.

ICOMOS quickly became influential as an expert advisory body to UNESCO for the World Heritage Convention (1972), evaluating nominations for cultural World Heritage Sites, monitoring their conservation and setting global standards on authenticity, integrity and management. Through its charters and peer-reviewed guidance, ICOMOS promoted a multidisciplinary, values-based conservation approach grounded in documentation, reversibility, community involvement and respect for cultural diversity. Its influence continues to shape national legislation and conservation methodologies worldwide.

Conservation Principles issued by English Heritage (2008), Cadw (2011) and Historic Environment Scotland (2015) sought to provide consistent, value-based guidance for managing the historic environment. They emphasised understanding significance, assessing cultural, historic and communal value and making interventions proportionate and reversible. These Principles embedded decision protocols via evidence based on context, rather than aesthetic preference. These documents promoted a unified professional approach, across devolved UK heritage bodies, ensuring that conservation balanced preservation with sustainable use. Complementing these Principles, the 2013 update of BS7913: *Guide to the Conservation of Historic Buildings* bridged policy with methodology. The BS offers practical, technical guidance for implementing principles in practice. Collectively, these initiatives strengthened standards, encouraged public accountability and reinforced a principle of preserving historic fabric wherever possible.



Glasgow: Modern roofscape addition

Several heritage bodies oversee the consent process to ensure conservation works respect historic, architectural and cultural significance. Local Planning Authorities (LPAs) play a central coordinating role, being responsible for issuing consents and consulting relevant statutory bodies. Within LPAs, Conservation Officers act as heritage specialists, advising applicants and

ensuring that proposals comply with national policy and local conservation area guidelines. Other organisations provide expert advice, statutory oversight and formal consultation responses to local authorities before Listed Building Consent, Scheduled Monument Consent or Planning Permissions is granted. Varying by nation, several bodies can be involved, including the National Trust, Society for the Protection of Ancient Buildings, Georgian Group, Victorian Society, Twentieth Century Society and Ancient Monuments Society. These bodies work collaboratively to prioritise preservation while accommodating change.

Their formal consultation processes ensure that conservation works are informed by expert judgment, comply with heritage legislation and uphold a shared responsibility to protect the UK's historic environment for future generations.



York: Modern insertion respecting original structure

In the process, a conservationist must recognize that definitions within international documents can vary in intent and interpretation. Terms such as “*authenticity*,” “*integrity*” and “*significance*” carry nuanced meanings, evolving alongside cultural and disciplinary perspectives. What constitutes authenticity in a medieval cathedral may differ from that in a

20th C industrial site or a living indigenous landscape. The *Nara Document on Authenticity* explicitly acknowledged this diversity, asserting that heritage values must be understood within their cultural context. Thus, conservation education must cultivate interpretive flexibility, requiring practitioners to balance universal principles with local traditions and realities.



Tōdai-ji: Buddhist Temple Nara Japan: Largest timber structure

Tōdai-ji is a monumental Buddhist temple in Nara, Japan, originally built in the 8th C. Its Great Buddha Hall is one of the largest wooden buildings in the world. It has undergone numerous relocations of parts, reconstructions and restorations over centuries due to fires and decay. Despite which it has retained its cultural, spiritual and aesthetic significance for the Japanese people.

Tōdai-ji profoundly influenced the 1994 Nara Document on Authenticity by highlighting that heritage authenticity extends beyond original materials. Despite numerous reconstructions over centuries the temple retains its cultural, spiritual and aesthetic significance, illustrating that authenticity can encompass design, function, use and traditional methods. The Nara Document drew on this example to challenge Western preservation norms, emphasizing that restoration, aligned with cultural practices, does not diminish authenticity. Tōdai-ji highlights heritage as a living, dynamic tradition, shaping the Document's principle that authenticity must be assessed within each society's cultural context rather than solely through material preservation.

This recognition of variation in intent underscores the importance of dialogue within the profession. International frameworks are not immutable commandments but shared reference points. Their interpretation relies on scholarly debate, professional judgment and collective experience. Conservationists must therefore learn to navigate these complexities with intellectual humility, appreciating that differing interpretations are not signs of inconsistency but reflections of cultural pluralism and disciplinary maturity. Another essential understanding lies in noting that legislation generally follows public opinion. Heritage laws

and regulations, whether national or international, are products of societal values. They evolve as public awareness of cultural and environmental issues grow. The rise of the heritage conservation movement itself was largely driven by changing perceptions of identity, memory and sustainability. Where focus once lay on assets of high artistic achievement, it now extends to vernacular architecture, industrial heritage, cultural landscapes and intangible practices. The public's evolving understanding of what constitutes heritage continually reshapes policy frameworks and conservation priorities.

For conservation professionals, this relationship between law and public sentiment highlights a need for active engagement beyond technical confines. Participants must not only understand legislative instruments but also help shape them through advocacy, education, and community collaboration. By articulating the social value of heritage, conservationists help align public opinion with ethical principles embodied in UNESCO and ICOMOS documents. In this way, conservation becomes not merely a technical practice but a civic endeavour reflecting and strengthening collective cultural identity, sometimes in the most profound and challenging ways.



Terezine Czech Republic: 18th C Fortress and WWII Ghetto



Terezín: A place of remembrance

Terezín, an 18th C Habsburg fortress town in the Czech Republic, was used by the Nazis during World War II as a Jewish ghetto and transit camp. After the war, the site became a place

of remembrance and education, symbolising both architectural heritage and intangible human tragedy. Its conservation required balancing preservation of historic fabric with commemoration of victims and sensitive interpretation of traumatic history, addressing issues of memory, authenticity, human rights and international heritage protection.

Terezin: Conservation work guided by international conventions, charters and guidelines

Aspect	Conservation Approach	Guiding Principle/Charter
Structural repair of fortress walls	Stabilized, not rebuilt beyond necessity	Venice Charter – minimal intervention
Barracks and cells	Preserved as they were found, with limited restoration	Nara Document – authenticity
Interpretive displays	Focus on historical documentation and survivors’ voices	Burra Charter – intangible heritage
Visitor management	Controlled access to maintain solemnity	UNESCO/ICOMOS ethics for memorial sites
Educational programs	Promote human rights and remembrance	UNESCO’s heritage education framework

By aligning with these international conventions, the conservation of Terezín has:

- Ensured that the physical integrity of a site supports its historical truth.
- Created a balance between remembrance and preservation.
- Prevented inappropriate commercialization or aesthetic distortion.
- Established Terezín as both an historic monument and a moral space dedicated to remembrance and education.

The conservation of the Terezín (Theresienstadt) concentration camp and fortress has been guided firmly by international conventions, charters and guidelines that emphasize authenticity, integrity and respect for memory. Frameworks such as the UNESCO World Heritage Convention (1972), the Venice Charter (1964), the Burra Charter (1999) and the Nara Document on Authenticity (1994) have shaped how this site is preserved and interpreted. These instruments promote minimal intervention, the use of traditional materials and safeguarding of both tangible and intangible heritage values. At Terezín, these principles have ensured that restoration work maintains original fabric of the fortress while retaining its atmosphere of solemn remembrance. Exhibitions and interpretation follow the Burra Charter’s emphasis on cultural significance by highlighting survivor testimonies and human experiences rather than aesthetic reconstruction. As a result, Terezín stands as a powerful memorial that balances architectural preservation with moral and educational purpose—an enduring example of how adherence to international heritage guidelines supports ethical conservation of sites of atrocity.

However, recognizing that some aspects of historic evidence can be controversial this indicates that heritage is never neutral. Assets and sites are bearers of memory that can be contested. Issues of colonial legacy, social exclusion and political symbolism complicate the

interpretation of values. Debates surrounding conservation or reinterpretation of assets associated with conflict or oppression illustrate how deeply intertwined conservation is with moral and social discourse. The conservationist's task, therefore, extends beyond technical preservation to include ethical mediation.

Understanding UNESCO conventions and ICOMOS charters provides tools for navigating such controversies. Documents like the *World Heritage Convention* and the *ICOMOS Charter on Interpretation and Presentation* (2008) emphasize inclusivity, dialogue and a need to respect multiple perspectives. They encourage transparent decision making and community participation as ways of reconciling differing interpretations of the past. Education and training should thus instil a capacity to approach controversy with sensitivity, to engage stakeholders in constructive conversation, to ground arguments in evidence and to uphold the dignity of all voices connected to heritage. To know, understand and apply these frameworks is ultimately to recognize conservation as a scientific and moral enterprise. Conventions and charters offer an intellectual framework, while their philosophy gives meaning in application.



Terezin: Remaining internal, but sanitised, evidence of inhumanity

Those who master all three dimensions acts as both guardian and interpreter, ensuring that international ideals are realized within local realities. In applying these frameworks, a professional must remain aware that conservation is not a closed system but a dynamic field responsive to change. Climate adaptation, sustainable development and digital heritage now expand the boundaries of traditional practice. The evolving corpus of UNESCO and ICOMOS guidelines reflects this dynamism. Competent conservationists must therefore remain lifelong learners, attentive to new policy developments and willing to adapt methods while maintaining fidelity to foundational principles. Understanding and applying international and national frameworks reinforces conservation's ethical foundations, grounded in cultural diversity, material authenticity, and intergenerational responsibility. Through this knowledge, conservationists become participants in a global community bound by shared purpose and informed by collective wisdom. They ensure that assets entrusted to their care are preserved physically and protected as bearers of universal human value of memory, creativity and continuity.

Develop Personal Competence h) to: Understanding international and national philosophies

h) Know, understand and apply UNESCO conventions and recommendations, and ICOMOS and other recognized Charters, regulations and guidelines

Explanatory Note:

Recognise the importance of applying philosophical and ethical international and national guidance through practice

Develop a knowledgeable understanding and appreciation of relevant conventions, recommendations, regulations and guidelines to help guide practical decision-making and responsible management. This involves interpreting the principles and integrating them into relevant conservation and intervention processes.

Adhering to established standards supports best practice in protecting authenticity, ensuring relevant, responsible and sustainable stewardship.

Complete the Following:

Personal Starter Sentence:

I have refined my approach with an understanding of related influences by reviewing and acknowledging the following sources...

By Addressing:

- Appreciating Conservation Charters, Conventions, Principles and Standards

Reflecting upon Guideline h) by

- *Acknowledge conservation activities have a considerable pedigree*
- *Recognising that some definitions can vary on intent*
- *Recognising some aspects of historic evidence can be controversial*

Competence i): Focus on ethical judgment and responsibility

Consider long-term stewardship in heritage conservation

Conservation is not merely a technical enterprise; it is fundamentally an ethical practice. The guiding principle that “*conservation works should only be entrusted to persons competent in these specialist activities*” emphasizes that competence involves both skill and moral discernment. Conservation education and training must engage professionals in making balanced judgments grounded in shared ethical principles, whilst simultaneously accepting responsibility for the long-term welfare of heritage. These judgements extend beyond immediate interventions to encompass protection of meaning, identity and cultural continuity. Upholding this commitment entails thought and care in action that should neither erase nor distort authenticity; thus, emerging circumstances can be challenging.



Dubrovnik City: Information display panel of war damaged locations during 1991-92

During the 1991–92 war, Dubrovnik, a UNESCO World Heritage city, suffered severe physical damage. The Old Town was heavily shelled, resulting in destroyed buildings, collapsed roofs and shattered walls. Historic monuments, churches and cultural landmarks were extensively damaged, whilst road water and electric infrastructure was disrupted. Comprehensive reconstruction of historic buildings, walls and cultural monuments continued under international funding and supervision throughout the 1990s and early 2000s.



Dubrovnik; Remnant domestic war damage 2006

At the heart of ethical stewardship lies a commitment to the past. Recognising that this is not always a shared intention, conservation professionals serve as custodians of human memory, mediating between history and present-day society. This demands a profound respect for values, intentions and material realities embedded in historic assets. It requires acknowledging that each location carries a cumulative imprint of human endeavour; the labour of builders, creativity of artisans and evolving significance assigned by successive generations.



Vienna: A legible intervention

Revealing layers of human endeavour, linking 19th C craftsmanship of the Vienna building with modern curved roof profiles this roofscape addition dramatically reinterprets its historic façade, respecting its elevational design and rhythm. Embodying new technologies and contemporary aesthetics in adaptive reuse creating a visual dialogue between past and present with thoughtful response to the building's original design.

Being clear about terminology is a critical dimension of ethical practice. Concepts such as authenticity, integrity, restoration, repair and intervention carry precise meanings in any conservation focussed professional discourse. Misuse or ambiguity can lead to misinterpretation, inappropriate treatment or inadvertent harm. A conservationist must therefore be disciplined in defining and applying terms consistently, ensuring that both specialist colleagues and non-specialist stakeholders share a common understanding. Clarity in language underpins transparency and accountability, reinforcing ethical responsibility by making a rationale for intelligible decisions that are open to scrutiny.



Ulster Folk Museum: Cluan Place recreated streetscape 1976-83 (+ RHS Housing 1993-96)

Openair museums present historical buildings and artifacts within reconstructed or relocated contexts, this can raise complex conservation issues. Authenticity is emphasized using original materials and traditional craftsmanship, conversely relocating structures can compromise contextual authenticity. Integrity is addressed by creating coherent ensembles, even if spatial or landscape relationships are altered. Restoration is often applied to recreate lost features for educational purposes, while repair focuses on stabilizing and maintaining existing structures using traditional techniques. Interventions can be extensive, ensuring durability and visitor engagement; all requiring careful documentation and recording. Overall, openair museums balance preservation, interpretation and public experience, navigating tensions between material truth, historical completeness and legibility.

Closely connected to ethical clarity is an understanding of variable degrees of intervention. Conservation is rarely binary; it does not involve a simple choice between doing nothing and complete restoration. Interventions exist along a spectrum, from preventative maintenance and minor repairs to substantial reconstruction or adaptive reuse. Each degree of action carries ethical implications. Minimal interventions may preserve authenticity and reduce risk but might leave structures vulnerable to continued decay. Conversely, more extensive interventions may stabilize and prolong life but risk compromising original materials, aesthetic character, or historical meaning. Ethical judgment requires balancing these competing factors, informed by a thorough understanding of significance, risk and consequence.



Plymouth Royal William Dockyard 1826-35: Inserted rehabilitation

Making balanced judgments in repurposing building interiors requires awareness of broader social and political contexts that shape heritage. Decisions must respect historical significance while accommodating contemporary needs, ensuring interventions do not erase cultural memory or marginalize connected communities.

Plug-in–plug-out design enables flexible, reversible change, or new use, without permanent damage. Sensitivity to context guides choices about which elements to preserve, adapt or highlight, ensuring the building remains functional and relevant whilst honouring its past. Thoughtful adaptation integrates practicality with cultural responsibility, maintaining both utility and historical integrity.

Assets and sites are rarely isolated from communities or authorities who might define value and management. Conservation decisions can intersect with identity, nationalism, economic development, or ideological agenda. Recognizing the potential influence of these forces allows a conservationist to act with prudence and integrity. Awareness of political dynamics does not mean avoiding intervention, navigating decisions with ethical responsibility, ensures that heritage is preserved for its intrinsic and societal value rather than instrumentalized for transient agenda.

A conservationist guided by shared ethical principles acknowledges an inherent uncertainty in heritage work. Decisions are often made in a context of incomplete knowledge, variable material performance, or contested historical interpretation. Ethical practice requires humility in the face of uncertainty, underpinned by careful documentation and continuous monitoring. By framing decisions as provisional and reversible where possible, professionals reduce risk of permanent harm while preserving a capacity for future reassessment.



Jerusalem Zion Gate 1540: Structural 2008 crank-jointed flat arch + 1948 war damage



Italy: Structural engineering interventions

Significant structural engineering interventions are often crucial in stabilizing and preserving standing historic structures to prevent collapse and ensure safety. However, such interventions, including steel frames, reinforced supports or concrete additions, can visually intrude, obscuring original architectural forms and physically altering or replacing historic fabric. While such measures can help secure an assets' survival, they may compromise authenticity and integrity creating a tension between conservation and structural necessity. Sensitive design, judicious material selection and reversible approaches can reduce impact; however, even minimal intervention alters the perception and fabric of historic material, requiring a careful balance between preservation and conformity.

Long-term responsibility encompasses both physical and intangible dimensions of heritage.

Physical stewardship includes safeguarding structural stability, material integrity and environmental protection. This involves anticipating threats such as climate change, pollution, human activity, or natural disasters, alongside implementing preventive measures. Intangible stewardship, by contrast, requires attention to cultural significance, communal memory and transmission of meaning. Ethical conservation maintains a dialogue with communities, respecting traditional knowledge, ritual use and local identity. Both dimensions must be considered in tandem, recognizing that assets derive significance as much from lived experience and social context as from material form.

Ethical judgment also entails principled decision making in the event of conflict arising between preservation, adaptation and public access. For example, balancing the conservation of fragile historic fabric with a desire for tourism or community engagement requires careful assessment of risks, benefits and priorities. Professionals must weigh competing values involved, providing recommendations that safeguard heritage while accommodating reasonable use. These decisions are seldom straightforward and require both technical competence and ethical reflection.



Łódź, Poland Textile factory: Reformulated 'beach front' Manufaktura complex 2002-06

The original Manufaktura industrial complex in Łódź was built from 1872 and expanded over following decades into a major textile manufacturing hub, falling out of use since the 1990's. In converting the complex to make it commercially viable, ethical judgments and principled decision making centred on preserving its historic cultural identity. Developers and public authorities (in restoring its 90,000 m² of interiors) respected its redbrick architecture and core factory buildings. They inserted new commercial and leisure functions including shops, museum and an hotel to secure financial sustainability. Conflicts emerged over authenticity where critics argued that new structures diluted its industrial character and that the site risked becoming a private enclave rather than truly open public space. To enhance community access, a public sandy beach area was added that provided informal recreation, connecting the complex to urban life.




Erechtheion, Acropolis: Caryatids replicas installed 1979



London St Pancras Church: Terracotta caryatids Greek Revival influence 1819-22

Ethical practice is forward looking, seeking to safeguard heritage for future generations while accepting that replication or relocation may sometimes be necessary. However, cases such as the Erechtheion Caryatids or the St Pancras terracotta replicas demonstrate how such decisions can blur the line between protecting originals and altering historical context. These tensions reveal how ethical choices must balance cultural integrity with fashion and practical conservation. Such debates illustrate the evolving responsibilities of heritage stewards highlighting a need for continual public dialogue and discourse over time.

A central aspect of ethical conservation is recognition of intergenerational responsibility. Decisions made today affect the heritage available to future generations. This long-term perspective encourages foresight, caution and a commitment to sustainability. Conservation professionals must consider immediate outcomes as well as how interventions, or the absence of intervention, will influence an asset's survival, legibility and cultural relevance over decades or centuries.



Elgin Marbles: British Museum exhibits and original Parthenon pediment location

Professionals must document observations, analyses, decisions and interventions comprehensively. Reports should explain reasoning, acknowledge uncertainties and clarify the intended scope and limits of intervention. This documentation serves multiple purposes, allowing colleagues to review and critique decisions, informing future practitioners, providing a record that can be referenced in legal, regulatory, or educational contexts. Through rigorous documentation, a conservationist demonstrates both intellectual integrity and moral responsibility.



Acropolis Museum, Athens: 'Elgin Marbles' plaster replicas installed 2009

Comprehensive documentation of observations, analysis, decisions and interventions clarifies the reasoning underpinning contested heritage debates, such as the Elgin Marbles' location, the empty Parthenon pediment and the use of replicas in the Acropolis Museum. By recording observations, documentation establishes the factual context of the sculptures' removal, their current condition and the cultural significance assigned by both Greece and the UK. Analytical sections explain how these facts were interpreted, revealing ethical, legal and historical considerations that shaped different positions. Documenting decisions and interventions clarifies the rationale behind actions taken by Lord Elgin in 1801-05, the British Museum and modern Greek authorities, while recognising the institutional constraints influencing those decisions. Acknowledging uncertainties, such as gaps in documentation, evolving conservation standards and shifting international norms, helps define the present limits of intervention. The transparency about what can and cannot be claimed, or achieved, facilitates a more balanced reconciliation of perspectives. It clarifies that contemporary decisions must operate within legal, diplomatic and cultural boundaries while seeking to address a symbolic dissonance between London's possession, Athens' absence and the replicas that attempt to bridge the divide.

Ethical training emphasizes the importance of professional codes and shared standards. International frameworks, such as ICOMOS charters, UNESCO conventions and national heritage legislation, provide a foundation of consensus on principles such as minimal intervention, authenticity and public engagement. These frameworks are not rigid prescriptions but reference points that guide judgment. By grounding their decisions in widely recognized standards, conservationists ensure that their actions are defensible, coherent and aligned with broader values of the profession.

Ethical responsibility in conservation requires ongoing reflection and dialogue. Practitioners must engage with colleagues, communities and stakeholders to continually evaluate implications of their work. They must remain open to critique, willing to revise decisions and committed to continuous professional development. Such engagement fosters a culture of shared accountability, ensuring that heritage management remains responsive, inclusive and ethically sound.



Helsinki Railway Station: Booking Hall built between 1909-19

Making balanced judgments based on shared ethical principles demands a deep respect for the past, precision in terminology, nuanced understanding of intervention strategies, awareness of social and political contexts as well as dedication to intergenerational stewardship. Education and training in conservation must cultivate these capabilities along with technical competence helping to ensure professionals are skilled practitioners and ethical custodians of the heritage.



Helsinki's Railway Station: Platform steel framed glass roof structure won in a 1994 design competition and completed in 2001

Making balanced judgments about cultural heritage requires applying shared ethical principles, recognizing that each component of a site carries distinct values, risks and responsibilities. Helsinki's monumental Railway Station embodies national architectural, historical and civic significance, requiring ethical judgment to safeguard authenticity and original design. The associated platform roof structure, however, serves a more functional, evolving purpose and may justify different interventions to ensure safety, capacity and contemporary usability. Long term welfare therefore involves commitments to preserving form and meaning, as well as enabling adaptation where necessary. The station building demands cautious stewardship to protect its symbolic integrity, while the platform roof invites more flexible decision balancing heritage with technical modernization. These differing considerations illustrate how ethical responsibility is not uniform but must be tailored to each element's character, role and future needs.

A conservationist who embodies these principles acts as guardian and interpreter of the past, balancing care for material fabric with stewardship of meaning. Conservationists make informed, reasoned decisions recognizing the complexity of heritage and responsibility inherent in its preservation. Through such ethical judgment, the long-term survival of historic assets is assured, alongside transmission of cultural memory, identity and knowledge to future generations.

Develop Personal Competence i) to: Consider long-term stewardship in approach

1) Make balanced judgments based on shared ethical principles, and accept responsibility for the long-term welfare of cultural heritage

Explanatory Note:

Combining the understanding of previous competencies, focus on making balanced interventions to achieve long-term stewardship through appropriate decisions.

Develop a capacity to make well-reasoned interventions grounded in widely accepted philosophical and ethical principles. Carefully consider financial, cultural, historical, social, environmental and legislative factors when evaluating actions affecting an asset. Accepting responsibility for safeguarding its wellbeing to ensure that interventions are thoughtful, respectful, sympathetic and sustainable.

By prioritising integrity and stewardship, integrated decision-making contributes to preserving present and future heritage values whilst maintaining accountability and responsibility in practice.

Complete the Following:

Personal Starter Sentence:

I have concluded that my combined understanding indicates that I have sourced ...

By Addressing:


- Integrated decision-making
- Clarity over the terminology that is used
- Determining appropriate degrees of intervention

Reflecting upon Guideline i) by

- *Upholding a commitment to the past*
- *Understanding there are variable degrees of possible interventions*
- *Being aware of wider politics that might come into play*

Developing Personal Competencies Part 4

Seeking and Giving Advice



Developing Personal Competencies

Part 4: ICOMOS Guidelines j) – k)

Seeking and Giving Advice

Focuses on developing well-informed and justified recommendations.



Carlisle Cathedral: Structural distortion DSC04902a June 2022

Part 4, incorporating ICOMOS Guidelines j) – k) invites reflection to further test the emerging conclusions from Parts 1-3 against relevant legislation, policy frameworks and recognised guidance. By placing the findings within established standards, users can demonstrate an awareness of their wider responsibilities and ability to justify decisions in a robust and transparent way. This integration reinforces the importance of aligning individual judgements within broader international and national expectations.

Competence j): Emphasise interdisciplinary collaboration
Recognise when specialised expertise is required


Conservation is inherently interdisciplinary, requiring a breadth of knowledge that spans art, architecture, materials science, environmental management and cultural history. The principle that “*conservation works should only be entrusted to persons competent in these specialist activities*” underscores that no single professional can possess exhaustive mastery of every aspect of an historic asset.



Cessford Castle: Mid 15th C L-plan 3-4 storey castle abandoned in 1650

Stabilising the legally protected and deteriorating masonry ruin of Cessford will require a lead-coordinating expertise spanning several disciplines. Structural engineers will be required to assess foundational load paths, fractures and potential risk of collapse from overhangs to design of underpinning supports and sensitive cross fracture stitching. Skilled in traditional lime mortar work conservation trained masons might consolidate loose stonework replacing missing pinning stones via scaffolding, whilst materials scientists could analyse stone type and sourcing of compatible replacement masonry. Building archaeologists may document entire historical fabric whilst colleagues ensure sub-surface interventions respect and endorse historic value and significance. Environmental specialists may advise on flora and fauna, whilst health and safety expertise oversee site access, temporary shoring, scaffolding and risk mitigation. Together, the team will be required to devise a sensitive, durable and minimally invasive consolidation strategy.

Conservationists must be capable of recognizing the boundaries of their expertise and ability to define when advice from other specialists is essential. Competence in conservation is as much about knowing what one does not know as it is about applying personal expertise with skill and judgment. Central to this capacity is an awareness of personal professional limitations. Every conservationist must develop an intellectual modesty acknowledging that certain materials, techniques, or historical periods may lie outside their core competence. For instance, a professional trained primarily in architectural conservation may not possess the necessary skills to assess wall paintings, polychrome sculpture, or delicate objects of artistic and historical value. Similarly, structural engineers, chemists, or materials scientists each bring specialized perspectives complementing an understanding of a broader conservation team. Recognizing these limitations does not diminish professional authority; rather, it ensures that interventions are informed, precise and ethically sound. Such awareness is a hallmark of professionalism, distinguishing responsible practitioners from those who risk misdiagnosis or inappropriate treatment through overconfidence.



Physical evidence suggesting specialised advice is required

Seeing clear visual evidence of a seriously buckling masonry retaining wall signals that the problem is structural, potentially dangerous and beyond routine repair. Obvious movement, cracking or leaning suggests hidden soil or drainage issues and raises concerns about safety, liability and rising repair costs. Recognising these risks dictates seeking specialised support from structural or geotechnical professionals who can diagnose underlying causes, prevent further deterioration and recommend safe, compliant solutions before the wall fails completely.

Equally important is an ability to use recognised terminology: Effective communication among specialists requires a shared vocabulary conveying clear, unambiguous technical meaning. Terminology acts as a bridge, enabling professionals from different disciplines to exchange insights, compare observations and collaborate on solutions. For instance, terms relating to pigment degradation, masonry bond, or environmental stress must be used consistently to avoid misinterpretation. It is important to master terminology within one's own area of expertise alongside an ability to interpret and apply the language of related disciplines. This linguistic precision supports formation of coherent, multidisciplinary strategies for intervention.



Interchangeable terminology? © The Institute of Conservation


Icon clarifies a distinction between the terms Conservation and Restoration, whilst other organisations address their use in similar, but not precisely, the same way. Other commonly adopted terms include alteration; conversion; intervention; maintenance; preservation; rebuilding; reconstruction; refurbishment; rehabilitation; renovation; repair; replication; reversibility and anastylosis with care being required in how they are adopted and used.

Conservation challenges rarely present themselves in isolated terms. Issues affecting one element of a site often have implications for another, creating a web of interrelated problems. Consequently, conservationists must be able to consider issues in a lateral framework, thinking broadly and systemically rather than in a narrow, technical way. For example, the deterioration of wall paintings may be linked not just to pigment instability but to moisture ingress, structural settlement, or visitor impact. Similarly, corrosion of metallic elements may affect decorative finishes or joinery systems.

Approaching problems laterally enables a conservationist to identify underlying causes, anticipate potential consequences and integrate various specialists' expertise in a coordinated manner. The promotion of new-build materials requires reinterpretation when applied to historic assets, as follows:

New-build Application Claims	Maintenance, Repair and Removal Consequences
Excellent adhesion	Difficult to remove
Resistant to abrasion	Difficult to remove by mechanical methods, scraping, grinding etc
Resistant to chemicals	Difficult to dissolve and may require the use of expensive, poisonous, and dangerous materials
Special	Narrow use
New	Not proven
Modern	Short stockholding

Mid-20th-century '*modern*' conservation techniques favoured synthetic materials and rapid interventions which were later shown to be incompatible with historic stone and paint. Early consolidants, acrylics and cement-based mortars frequently aged poorly, becoming brittle, trapping moisture, or causing staining and salt migration. These materials sometimes emerged harder than original substrates, accelerating decay. Additionally, limited understanding of environmental impacts led to treatments that failed under fluctuating conditions.



Italy: Significant substrata paint loss due to unproven early conservation cleaning work

innovative, now pose significant conservation challenges. Reinforced concrete, early steel framing and experimental cladding systems were often used before long term behaviour was fully understood. As these materials age, problems such as concrete carbonation, steel corrosion, brittle sealants and façade delamination have emerged, threatening structural stability and historic integrity.

Many modern buildings were constructed using unproven methods, with limited redundancy and short-life components, often with little consideration for long term sustainability. The use of bespoke materials, now obsolete or difficult to source, further complicates repair and retention. Additionally, modernist design often incorporated integrated systems that cannot be replaced without significant, appearance altering, interventions. Together, these factors create technically demanding, costly conservation issues for post-1920 architectural heritage. Such buildings often fall under the interest of focused organisation or interest groups who might want to be consulted in any intervention work.



Lion Chambers Glasgow: Spalling concrete surfaces are netted for public safety

Incorporating many common Glasgow city features, Lion Chambers was built in 1904-07 using a system devised by French Engineer, François Hennebique. The system's 6-storey walls have a thickness of only 100mm, maximising floor space and avoiding the need for exterior scaffolding during construction. Listed Category A, permission to demolish it in 1995 was refused. Ground floor and basement were in use until 2009 when occupants were evacuated, the building has remaining empty ever since. Collectively, these issues necessitate comprehensive specialist advice; however, the Chambers remain in a precarious state. Deterioration is worsening with no clear plan for reuse, suggesting a need for a political input and technical resolution.

Defining areas requiring further study involves an initial diagnostic phase based on detailed surveys and recorded observations. Focused interest groups should be canvassed to seek their views and opinions. Such evaluation will determine when external advice is necessary, identifying which specialists and contacts are best suited to provide it. Identifying the need for collaboration at an early stage reduces the risk of unnecessary damage, facilitates timely understanding and consultation and ensures that subsequent interventions are informed, appropriate and sustainable.

Professional competence includes the skill of effective coordination of multiple specialists. Each participant contributing unique methodologies, perspectives and interpretations to ensure successful conservation. The lead conservationist acts as facilitator and synthesizer, ensuring that findings from domains align, contradictions are resolved and recommendations harmonized. Through careful coordination of expertise, any outcome should ensure a collective team produces results that are technically sound and sensitive to an asset's cultural value and significance.

Even in extreme circumstances, recognising when specialist advice is required is integral to technical competence. Acknowledging professional limitations and engaging appropriate expertise demonstrates a commitment to long term stewardship. Acting beyond one's competence risks unintended harm and loss of integrity, whereas timely consultation reflects professional responsibility, sound judgment and adherence to ethical standards. Working on historic assets is as much about judgment and discretion as it is about knowledge and technique, even in circumstances where loss has occurred, or is inevitable.



The ghosted section profile of what has been lost remains to guide future decisions



Rome: Engineered post-tensioned compression structural bracing with angled clamping

Significant structural interventions, even when they alter appearance or scale of an historic asset is, arguably, preferable to allowing that asset to decay and collapse. Retention and reuse ultimately depend on ensuring that a building remains safe, stable and capable of functioning as a meaningful part of a cultural landscape. When deterioration reaches a critical stage, minimal repairs often fail to address underlying failures, leaving heritage at continuing risk. This is often associated and compounded by an unexplained and devastating loss to fire. Thoughtfully designed structural work can secure a building's long-term survival, enabling future generations to appreciate its character rather than viewing its ruins. While interventions may be visually noticeable, loss of an entire structure is more damaging, erasing both historical value and community connection with its past.



Edinburgh: Georgian property interior lost to fire with external masonry damage

Preventing fire loss to valuable historic assets requires a coordinated approach involving a variety of specialists. It begins with a detailed surveyed knowledge of location and risks. Using this information, effective internal compartmentation can be installed to slow fire spread and

protect vulnerable areas. Complementary fire suppression and alarm systems provide rapid detection and targeted response, reducing the likelihood of extensive damage. Strong management control should ensure that preventative measures are maintained, tested and integrated into daily operations. Regular training exercises with fire and rescue authorities strengthen staff preparedness, ensuring familiarity with salvage and temporary storage procedures, enabling decisive action in emergencies. When fully integrated, these coordinated measures form a resilient strategy that reduces the risk of avoidable fire-related loss to heritage assets.

Lateral thinking, supported by interdisciplinary collaboration, enables innovation through the integration of diverse expertise into creative, context-sensitive solutions. Understanding microclimatic conditions may involve collaboration between material scientist, environmental engineer and art conservator, working together to produce a holistic conservation plan that extends beyond conventional methods. Similarly, planning interventions for large assets may require integration of historical research, structural analysis, visitor management strategies and community consultation. Recognizing a potential need for multiple specialists fosters collaborative learning, expands complementary understanding through engagement resulting in practice enhancing insights.



Tichfield Market Hall: Reconstructed appreciation of original qualities

Ultimately, a capacity to recognize when advice must be sought reflects a comprehensive understanding of conservation as a system based collaborative endeavour. It acknowledges that care of cultural assets is too complex to be managed by a single individual, no matter how skilled. By defining areas of study, selecting appropriate specialists and integrating their findings within a coherent plan, work becomes informed, proportionate and sustainable. Recognising professional limitations, using precise terminology, applying lateral thinking and mobilizing multiple specialists constitute essential competencies for effective conservation activities. Professionals who recognise limits of their expertise, identify a need for specialist input and coordinate interdisciplinary collaboration demonstrate responsible stewardship. By combining professional humility with informed authority, ensures that heritage assets are managed with integrity, insight and long-term responsibility for the benefit of present and future generations.

Develop Personal Competence j) to: Recognise when specialised expertise is required

j) Recognize when advice must be sought and define the areas of need of study by different specialists, e.g. wall paintings, sculpture and objects of artistic and historical value, and/or studies of materials and systems

Explanatory Note:

An emphasis on interdisciplinary collaboration requires a recognition when specialized expertise is required

Aspects which require input from specialists in relevant fields need to be determined. Clarify what expertise is required and actively seek appropriate advice, clearly defining the scope of need to ensure effective collaboration.

Such an approach supports informed decision-making, enhancing the quality of outcomes by ensuring that complex issues are addressed in a multidisciplinary and well-coordinated transparent atmosphere using common language.

Complete the Following:

Personal Starter Sentence:

In refining my way forward, I determined that I required additional guidance and support from ... to ...

By Addressing:

- Understand personal limitations of self-knowledge
- Clarity in the need for skilled specialists


Reflecting upon Guideline j) by

- *Being aware of personal professional limitations*
- *Having an ability to adopt commonly recognised terminology*
- *Considering the issues in a comprehensive framework*
- *Being aware that several specialists may be required*

Competence k): Provide expert advice

Consider long-term care of historic assets

The stewardship of cultural heritage extends far beyond an immediate conservation of materials or structures; it encompasses strategic thinking about long term maintenance, management and environmental protection. The principle that “*conservation works should only be entrusted to persons competent in these specialist activities*” emphasizes that competence includes a capacity to advise others, formulate actionable strategies and create frameworks ensuring necessary sustainable care for the preservation of assets, their contents and settings.



Sage advice, too often well proven by insensitive and inappropriate consequences

At the heart of such advice lies a need for deep understanding of regional materials, the stones, timbers, metals and finishes that constitute built fabric and the methods by which they were historically extracted, worked and applied. This knowledge enables conservationists to recommend maintenance strategies respecting the technical properties of materials and original methods of construction. Understanding the quarries from which specific types of stone was obtained, the seasonal timing of timber harvesting or traditional methods of plaster preparation, helps to ensure maintenance interventions are compatible and sympathetic to historic practice.

Without this understanding, conservation or repair efforts risk introducing incompatible materials, accelerating deterioration, or undermining aesthetic integrity where original

sources are unavailable. In such cases, careful ethical and philosophical judgment is required in balancing competing considerations that inform decision-making.




York: Urban diversity of building materials and issues

Essential in consideration of impact is familiarisation with architectural styles and constructional details where regional and historical variations are inseparable from techniques employed in realizing them. Gothic cathedrals, baroque palaces, industrial heritage sites and urban and vernacular buildings each exhibit distinct combinations of structure, materials, decoration, function and performance, each element shaping response to microclimatic conditions and patterns of use. Those advising on intervention and management must be able to interpret these characteristics, identify vulnerabilities and recommend approaches that respect original design intent and construction methods. Such understanding ensures that advice is proactive, context-led and grounded in the building's inherent qualities.



Norwich: Physical evidence of change reveals adjustments through time

Over time, an historic asset's purpose, ownership and cultural meaning can change. Layers of adaptation, decay, restoration and reinterpretation accumulate, reflecting changing technologies, social values and economic pressures. Use patterns change, spaces may be repurposed, or partially lost, allowing an asset to embody a dynamic narrative shaped by continual human engagement and environmental forces over a long and complex life.



The visual, aesthetic and functional diversity of adopted elements can be significant

Materials, period and design diversity is considerable, reflecting a wide spectrum of construction traditions and aesthetic expectations that have shaped historic assets. Buildings often combine locally sourced resources alongside imported elements, merging craftsmanship from distinct eras and areas. This variety reveals shifting cultural influences, technological abilities and functional priorities. Resulting fabric embodies a rich dialogue between past and present, illustrating how layered decisions contribute to character, complexity and enduring significance of the environment in which buildings evolve.

Providing expert advice requires a practical, actionable approach that translates building evidence and specialist knowledge into guidance that can be effectively implemented by funders, managers, contractors, maintenance staff and administrators. This requires clear communication, systematic procedures and realistic guidance that accounts for local conditions, available resources and human factors. A maintenance strategy that is too complex, costly, or inaccessible will fail in practice - regardless of its theoretical rigor. Successful advice combines technical accuracy with operational feasibility, ensuring that routines, monitoring schedules and preventive measures are affordable, understandable, achievable and sustainable.



Newtownards: Basic repair needs require timely awareness and action

An essential component of such guidance is establishment of actionable timescales. Cultural heritage assets do not exist in a static environment. Materials weather, structures move and environmental conditions fluctuate. An effective maintenance plan establishes clear priorities of being urgent, routine and preventive, allowing owners and managers to allocate resources efficiently, managing risk proactively and avoiding crises or irreversible harm. Providing structured timelines helps ensure maintenance work is proactive rather than reactive, thus minimising deterioration and extending an assets lifespan.

Advising on management policies involves integrating knowledge of materials and architectural detail with broader considerations, balanced against site use, access and operational frameworks. An asset does not exist in isolation; it is part of a living cultural ecosystem, influenced by visitor patterns, environmental exposure, community engagement and various related developments. Expert guidance must therefore encompass policies that regulate human activity, environmental control, security and routine maintenance whilst safeguarding inevitable interactions.


Recommendations may include limits on visitor numbers in fragile spaces, the creation of buffer zones to mitigate environmental impact or strategies for protective coverings and climate control to maintain balanced internal atmospheres. By framing such policies, those involved need to guide decision makers in balancing access, educational use and preservation, ensuring that any integration of heritage interests is appreciated and safeguarded.



Edinburgh: A complex interaction of a various heritage interests

The complexity of rail infrastructure, tunnel, trees and monumental architecture emerge within a constrained urban setting. Maintaining such layered assets requires balancing structural and personal safety, operational needs, landscape and building management and statutory requirements, as well as heritage protection. Advice must integrate operational engineering assessments with conservation principles ensuring work respects original materials, design intent and setting. Coordinated functional planning between transport authorities, planning concerns and specialists is likely to be required to manage vibration, weathering, vegetation, grounds maintenance, safety and visual impact whilst sustaining historic values with associated advice and direction.

A framework for environmental protection is a critical dimension when offering expert advice. Assets and sites are increasingly threatened by climate change, pollution and shifting land use patterns. Conservationists should understand interactions between environmental factors alongside materials and structures and offer advice on appropriate mitigation measures, such as improved drainage, vegetation control and microclimatic management, all supported by modern investigative techniques.



Surface water evidence of concern is likely to have penetrated deep into structures

Using modern investigative techniques such as thermography can improve an understanding of how traditional masonry buildings behave by exposing temperature anomalies, indicative moisture movement, heat loss and hidden weaknesses. This non-destructive approach can clarify material interactions under changing environmental conditions, revealing threats such as water ingress, failing mortar, hidden voids and deteriorating fabric. By identifying vulnerabilities early, thermography enables accurate diagnosis and more resilient heritage planning and stewardship.

Those involved must integrate national or regional legislation and international guidelines into recommendations ensuring that local management intentions and actions align with broader environmental and heritage protection policies. This dual awareness of site-specific vulnerability and policy enables advocacy of technically sound interventions that are legally compliant and ethically responsible. Creating advice for others to follow requires sensitivity to institutional structures and personnel capabilities. Maintenance strategies need to be able to balance available resources and expertise, communicated in ways that facilitate comprehension and action. Written guidance could be supplemented by diagrams, schedules or visual aids to help translate technical knowledge into operationally useful instructions. In

this way, conservationists serve as technical experts, educators and facilitators, empowering owners, managers and caretakers to execute effective conservation strategies. Importantly, expert advice should be underpinned by a culture of continuous monitoring and feedback. Conditions change; materials age and unforeseen issues arise; maintenance and management strategies should include mechanisms for periodic review, monitoring, adjustment and record documentation. Recommendations should be iterative, allowing for adaptation, as new and supplementary information becomes available. This approach ensures that guidance is not static but responsive, supporting long-term preservation of assets and their elements.



Maintenance concerns will progress detrimentally and with cost if left unattended

When building maintenance is ignored, issues grow more serious and expensive as minor defects spread into larger structural or system failures. Small leaks become major water damage; cracks widen and worn components strain connected parts. As deterioration accelerates, repairs require more labour, materials and specialized expertise. Unattended problems reduce energy efficiency and shorten equipment lifespan increasing operational costs. Over time, neglected maintenance risks safety, disrupts occupancy and demands costly emergency interventions instead of predictable planned upkeep.

Providing expert advice is a technical and ethical responsibility. Conservationists must combine knowledge of materials, constructional methods, architectural style and environmental conditions with practical strategies for management, maintenance and policy implementation. They must anticipate challenges, communicate clearly and create actionable plans that safeguard heritage for the future.



Disguised structural concerns will continue to exist and, most likely, get worse



With due care and cost, structural elements can be consolidated and stabilised *'as found'*

In conclusion, an ability to provide expert advice on maintenance strategies, management policies and environmental and preservation frameworks is an essential competency for conservation professionals. By understanding the provenance and properties of regional materials, recognising architectural styles and construction details, adopting practical implementation strategies, and setting appropriate timescales, conservationists ensure that heritage is managed responsibly and with foresight. This combination of technical knowledge, operational planning and ethical commitment enables assets, ensembles and sites to survive not only as material artifacts but as meaningful cultural and historical legacies for generations to come.

Develop Personal Competence k) to: Consider long-term care of historic assets

k) Give expert advice on maintenance strategies, management policies and the policy framework for environmental protection and preservation of monuments and their contents, and sites

Explanatory Note:

Aggregating expert advice for long-term care

Offer informed guidance that supports physical protection and environmental preservation. This can include recommending practical and sustainable strategies that balance conservation needs with relevant external considerations. Guidance should be clear, evidence based and relevant to different contexts, helping ensure effective long-term care.

By contributing such expertise, implementing decisions can better protect assets whilst being aligned with regulatory requirements in the promotion of responsible stewardship.

Complete the Following:

Personal Starter Sentence:

Combining all pursued considerations I have concluded that the way forward is to...

By Addressing:

- Diversity of involved practical issues, financial and policy requirements along with identified peculiarities
- The asset as an information source

Reflecting upon Guideline k) by

- *Recognising needs, opportunities and constraints*
- *Understanding construction materials and how they performed in use*
- *Creating a workable and realistic approach for others to follow*
- *Establishing recommended timescales for action*



Developing Personal Competencies

Part 5

Documenting Activities and Working with Others

Developing Personal Competencies: Part 5: ICOMOS Guidelines I) -n)

Documenting Activities and Working with Others

Focuses on applying a methodological approach in collaboration with relevant parties.



London: DSC00575 May 2024

Incorporating ICOMOS Guidelines I) – n) the focus is on the application of the previous collated understanding through the development of a clear and appropriate methodological approach. This includes identifying suitable interventions, engaging with clients and stakeholders where users can demonstrate how their personal approach is responding to the assets' specific needs whilst respecting its determined value, significance and sustainable outcomes.

Competence I): Focus on documentation and archiving

Ensure accessibility for future use and accountability

The principle that “*conservation works should only be entrusted to persons competent in these specialist activities*” emphasizes that responsibility in conservation extends beyond immediate intervention. Competence involves careful execution of works, systematic recording of actions taken and creation of accurate accessible record documentation. Education and training need to create personnel who can document any work carried out on assets, ensembles, or sites ensuring that these records are organized, comprehensive and available for future reference. Documentation serves multiple purposes: it safeguards knowledge, enables accountability, informs future interventions and contributes to a broader understanding of heritage management. Relevant information can be found from a wide variety of sources and, especially, from the asset itself.



Santa Maria della Scala, Siena: Medieval fresco documentation of its building process

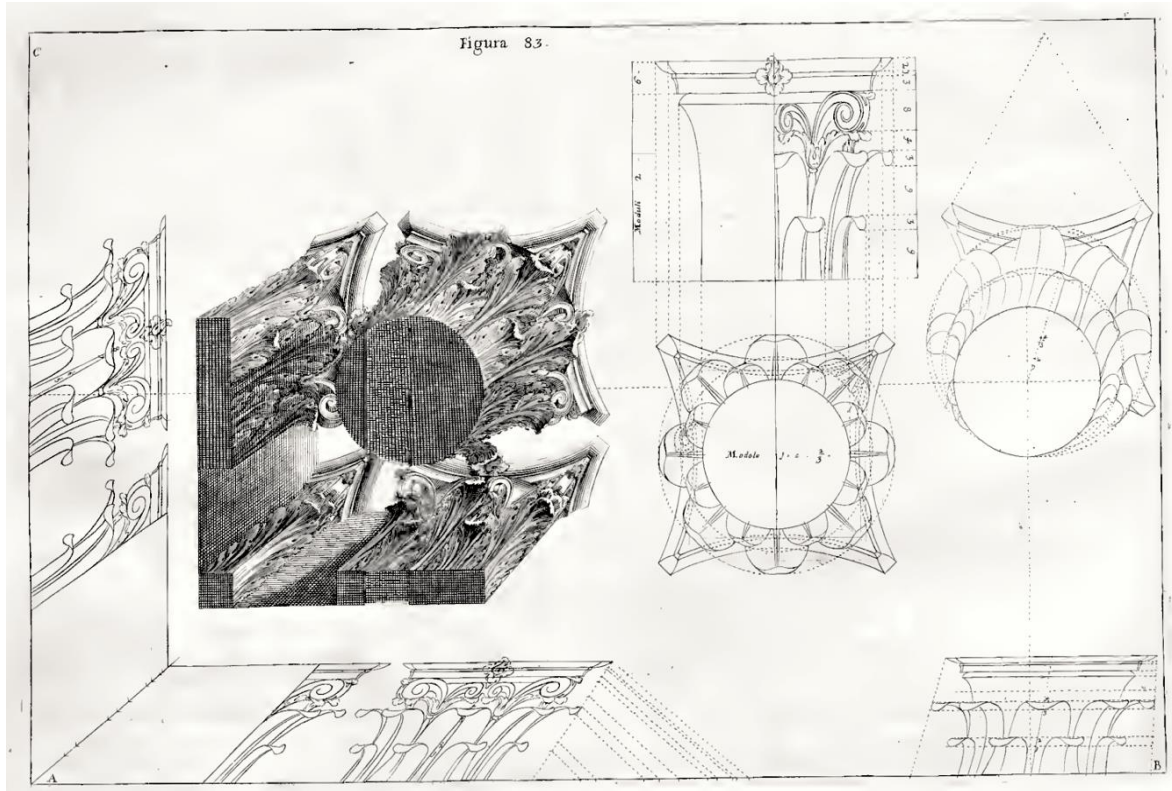
Painted between 1441-44, the Santa Maria della Scala frescoes vividly depict medieval building techniques through scenes of craftsmen at work on the hospital complex. They show masons hewing stone with chisels, workers lifting materials using ropes and simple hoists and builders assembling walls from wooden scaffolding. Tools such as mallets, plumb lines and trowels appear in use, illustrating practical construction methods of the time. The frescoes function as an artistic narrative and a valuable record of everyday medieval architectural practice.

Architectural treatises, like Andrea Pozzo's *Perspectiva Pictorum et Architectorum* and later English pattern books, shaped 18th and 19th C knowledge for building work in the UK by standardising proportion, ornament and perspective. They offered craftsmen and architects reliable visual models, enabling consistent use of classical orders and decorative details. Such publications circulated among builders, joiners, masons and surveyors, bridging gaps in formal training. The diagrams clarified measurement and execution, translating continental design principles into practical guidance for everyday construction. Modern reference to them can provide helpful illustrative and documentary information in support of onsite findings.



Greenwich: Composite capital detail with trompe-l'œil column and pilaster fluting

A significant two volume classic treatise on architectural perspective by Jesuit painter and architect Andrea Pozzo (1642–1709) was originally published in 1693 and 1700. It became one of the most influential works on linear perspective and Baroque trompe-l'œil illusionism. Its impact spread widely, shaping artistic practice in Italy, Central Europe, Spain, Portugal, Mexico, Brazil and Paraguay where painters and architects actively pursued illusionistic decoration. The 1707-26 trompe-l'œil work in Greenwich's Painted Hall was greatly influenced by Pozzo.



Corinthian Capital Pozzo Andrea. *Perspectiva Pictorum et Architectorum* Fig 83 1693–1700

In Pozzo's Figure 83 the Corinthian capital is analysed through constructed perspective to emphasize acanthus leaves, volutes and caulicoli showing how proportional curves convincingly resolve foreshortened architectural settings. Other key architectural publications of the period were widely reprinted and translated, to profoundly shape early modern architectural knowledge and strongly informed British design practice.



Craigmillar: The building as a document: Interpreting remaining physical evidence

The Craigmillar masonry provides several indicators of how the original pitched roof was constructed. The gable end uses straight oversailing skew stones running up the slope, designed to cap and weather protect the wall, these align with a weathering projection on the chimney base continuing as an incised raggle in the chimney masonry. Together, these features protected abutting roof timbers and outer covering of coursed slate or thin stone slabs. Projecting corbels supported a single course of masonry, set forward from the inner wall face, possibly suggesting existence of a protected open wall walk. The other chimney shows similarly angled but projecting inbuilt weathering/water shedding stones directing water away from the junction between chimney and adjacent roof structure. With safe scaffolding in place, further evidence may be revealed.

Before work begins, an historic asset should be clearly and accurately recorded through photographs, measured drawings and written descriptions. Attention should be given to materials, structural elements, signs of deterioration and any distinctive features. Recording methods should be consistent, well organised and securely stored for future reference. This documentation supports informed decision making, helps avoid accidental loss of significance and provides a reliable baseline for monitoring changes over time; this process becomes integral to responsible practice, embedding transparency and accountability.



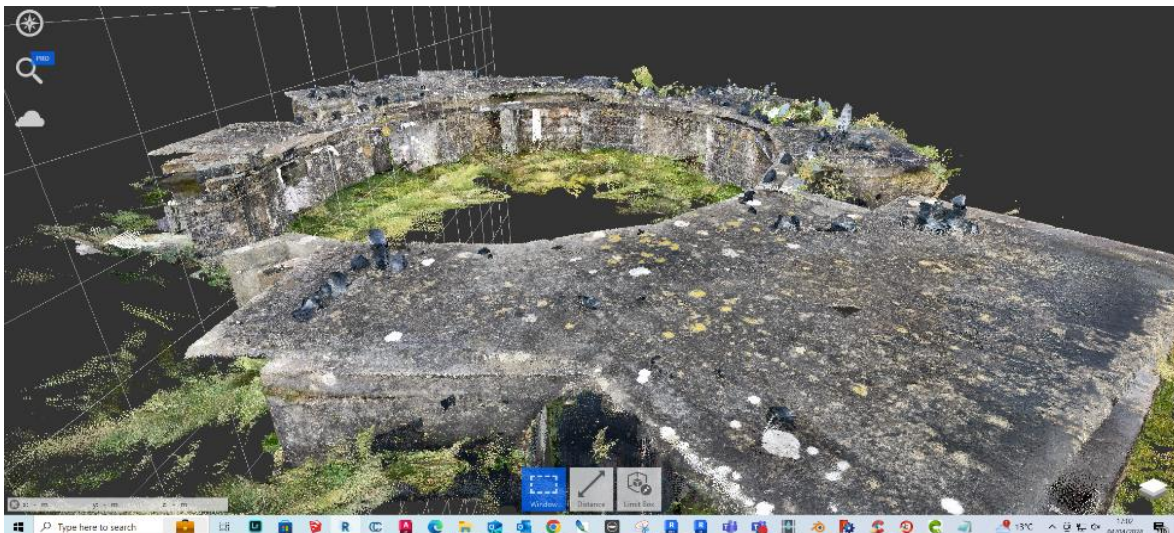
Helen's Tower, Drone surface survey in action © Roger Perrott

Historic building surveying evolved gradually from labour-intensive manual recording methods to highly sophisticated digital technologies. In summary, until the 1970s, surveys relied almost entirely on hand measurement using tapes, plumb bobs, optical levels and triangulation, with architects producing measured drawings manually on drawing boards. During the 1980s, electronic distance measurement (EDM), total stations and early computer-aided drafting (CAD) improved accuracy and efficiency. By the 1990s, digital photography and GPS surveying became standard tools supporting site recording and mapping. The early 2000s

saw rapid adoption of laser scanning, digital photogrammetry and GIS systems, allowing surveyors to create highly accurate three-dimensional point clouds and digital models. Since 2010, drone surveying, infrared thermography, ground penetrating radar and continuous structural monitoring systems have also transformed conservation diagnostics and remote inspection.

Stereometric photogrammetry developed in the late 19th C as photographers and surveyors recognised that overlapping photographs could be used to calculate accurate three-dimensional measurements. Early systems relied on paired terrestrial photographs captured from fixed positions using large plate cameras, with measurements interpreted manually through stereoscopes. By the early 20th C, photogrammetry became increasingly important in architecture, archaeology and topographic mapping, particularly following advances in aerial photography during the First and Second World Wars.

During the 1950s to 1970s, analogue stereo-plotters enabled technicians to convert stereo imagery into precise measured drawings and contour maps, significantly improving surveying efficiency for buildings and landscapes. The transition to analytical and then digital photogrammetry during the 1980s and 1990s replaced optical-mechanical methods with computer processing. Today, high-resolution digital cameras, drones, automated image matching and cloud computing produce dense three-dimensional models, orthographic elevations and textured point clouds rapidly and accurately.



WW2 Heavy Anti-Aircraft Gun Battery LIDAR condition scan © Roger Perrott

LIDAR scan of the condition of an emplacement at the WW2 Heavy Anti-Aircraft Gun Battery at Magilligan, County Derry/Londonderry. The significance and interpretation of this site varies depending upon viewpoint. To part of the community, it is a reminder of the struggles and loss endured during the WW2 but, to others it is part of a long history of Anglo-Irish occupation and military presence. It is retained as a Scheduled Monument in a state of 'managed decline' being gradually reclaimed by the surrounding dunes within an area of Special Scientific Interest for its ecological importance.

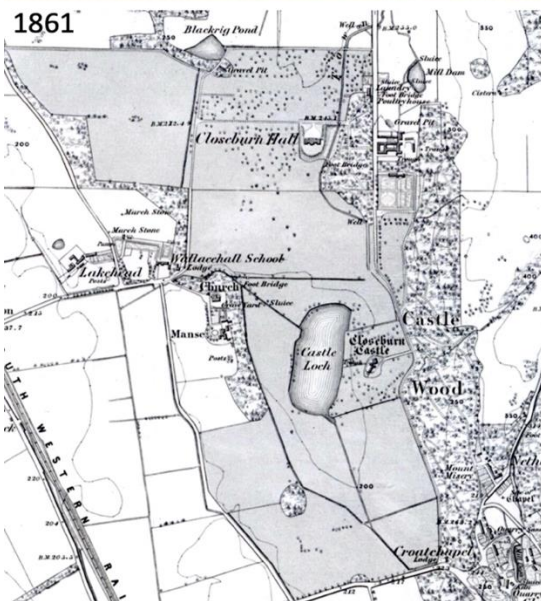


Drone overview of Heavy Anti-Aircraft Gun Battery setting at Magilligan © Jon Avent

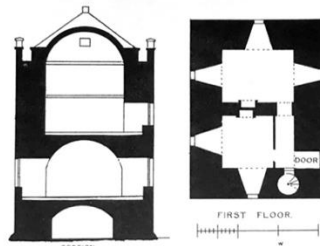
Researched pre-work documentation is an ethical safeguard as well as a technical requirement. By establishing a clear record of prior condition, it protects and informs stakeholders in the event of disputes over change, damage, or deterioration. A well-researched record supports sound decision making, risk anticipation and the development of appropriately targeted strategies across a range of needs.



Mansion House fire 1748: Closeburn Hall Rebuilt ca. 1782



Castle. Late 14th C



Closeburn: Summary collation of variously dated 19th C information sources

Integrating 19th C 6-inch and 25-five-inch to the mile Ordnance Survey maps with historic engravings, architectural survey drawings and archival photographs provide a comprehensive understanding of a heritage asset and its landscape. Large scale OS mapping reveals an evolution of boundaries, designed landscapes, water bodies and service infrastructure with exceptional spatial precision. Engravings capture how the building and estate were visually perceived in earlier centuries, preserving details that may have since changed or disappeared. Architectural drawings add technical insight into construction, proportions and internal arrangements, supporting accurate interpretation and conservation. Historic photographs connect these sources to more recent conditions, illustrating gradual alterations. Combined, such material forms a multilayered record that deepens appreciation of a site's development, setting and cultural significance, significantly underpinning advice and recommendations.

Maps and archival photographs can offer a clearer understanding of an asset's evolution, change and adaptations, whilst measured drawings, sketches and written observations combine to create an essential record capturing its existing state. Pre-work documentation should include any related archival material such as Bills of Sale, historical plans, previous conservation reports, official descriptions and, amongst other sources, administrative records. By collating this information, those involved ensure that an asset's locational, physical evolution and administrative past is comprehensively captured before interventions.

**Sale of the ESTATES of CLOSEBURN, &c.
in the County of Dumfries.**

Upset Prices Reduced.

*To be SOLD by ROUP or AUCTION,
Within the Exchange Coffee-House, Edinburgh, on Thursday the
5th December, 1782, between the hours of six and seven
afternoon,*

1st. THE Lands and Barony of Closeburn, the Farm of Kirkpatrick, and the Lands and Estate of Shaws, both marching with the Barony of Closeburn; all lying in the united parishes of Closeburn and Dalgarroo and Shire of Dumfries, to be exposed together for the encouragement of purchasers, at 50,000l. sterling.

2d. The Lands and Estate of Capnoch, lying in the parish of Keir and Shire aforesaid, to be exposed at 5000l.

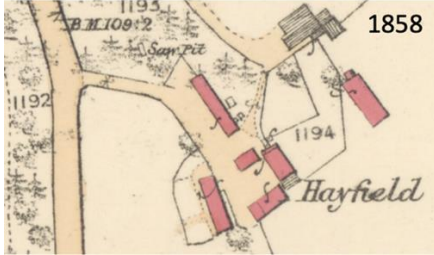
If the Barony of Closeburn, the Farm of Kirkpatrick, and the Estate of Shaws, do not sell together, they will be exposed in the following Lots; and for the encouragement of offerers at the following low upset prices.

Lot 1st. The Barony of Closeburn to be exposed at 43,000l.

Lot 2d. The Farm of Kirkpatrick, to be exposed at 1550l.

Lot 3d. The Lands and Estate of Shaws at 6300l.

Estate Bill of Sale details of 1782 after which different ownership influences emerged



Hayfield + Shotts: OS Map and photographic evidence of subsequent physical changes

Collating project documentation during execution of work is an additional essential step. Conservation projects often involve complex sequences of tasks, multiple specialists and a range of materials and techniques. Recording the progress of work in a systematic and detailed manner ensures that every intervention is traceable. Daily logs, staged photographic records, annotated drawings and formal reports together provide a clear, auditable record of work in progress, supporting quality control and compliance. Such material provides a record of methodologies and technical adaptations that can be related to corroborating evidence on the structure itself.

Record documentation is vital for future professionals who may need to assess, maintain, adjust or extend interventions.

Considering future needs the collation of archival material complements onsite recording. Projects generate an extensive body of administrative and technical documents, including specifications, contracts, laboratory analyses, permits, correspondence and environmental monitoring data. Integrating these with pre-work surveys and onsite records produce a holistic archive that encompasses the entirety of a conservation project. But effective collation involves systematic organization, indexing and cross-referencing ensuring efficient retrieval. Without careful integration, valuable information risks being lost, misinterpreted, or rendered inaccessible, diminishing long-term utility of any intervention record.

Effective documentation includes systematic collation of relevant external material, such as manufacturers' product records for wallpapers, tiles and similar finishes, particularly where original suppliers have ceased trading. Conservation rarely occurs in isolation; related case studies, scientific research, historical sourcing or technical guidelines may provide insight informing current interventions and future planning. Integrating such information into project records enhances value as a resource for ongoing research, professional development and comparative analysis.



Manufacturers ceramic tile design and production documentation

Any current intervention in an historic asset should be understood as a brief transitional phase within a much longer lifespan. While such work is important in shaping and securing an asset's present condition, it represents only a moment of responsibility that began long before and will continue well into the future. Each intervention forms a temporary chapter in an ongoing narrative, with stewardship inevitably passing from one custodian to the next.

By creating an effective and secure repository linking practical experience with broader knowledge, those involved can help ensure that lessons learned extend beyond a single site asset, contributing to an evolution of best practice within conservation professions. Making documentation accessible is as important as its creation. Records that remain locked away or are poorly organized fail to serve their intended purpose.

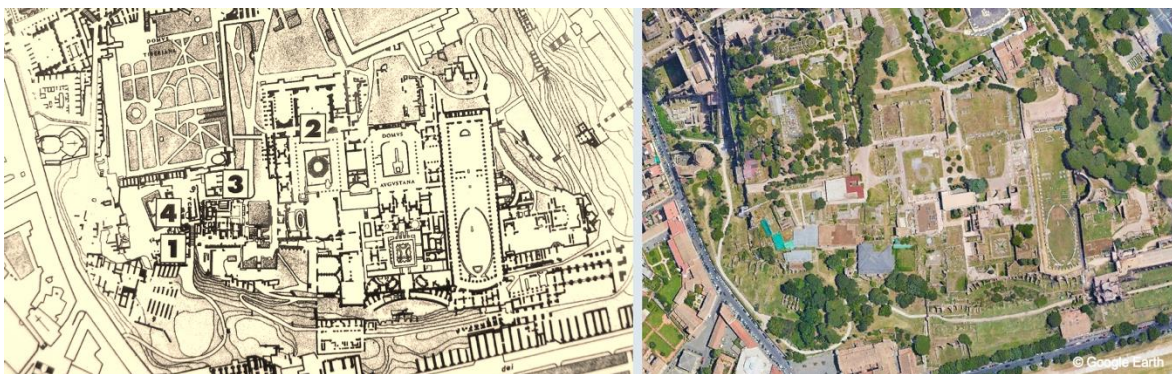
Accessibility requires careful attention to format, clarity and usability. Written reports must be structured logically, photographs and drawings must be properly annotated and digital records should be stored in formats that ensure long-term readability. Where possible, databases, archives, or institutional repositories should be employed to make records discoverable and usable by other professionals, scholars and stakeholders. Accessible documentation enables continuity in conservation, allowing future practitioners to learn from and build on previous work with confidence and understanding.

Accessibility encompasses clarity for diverse audiences. While technical specificity is essential for professional use, documentation should be intelligible enough to support communication with clients, administrators and non-specialist stakeholders. Clear labelling, explanatory notes and visual aids ensure that records are not only accurate but interpretable by those responsible for implementing ongoing maintenance or policy decisions. In this way, documentation bridges the gap between specialist knowledge and practical application, reinforcing the professional's role as custodian and communicator.



Schonbrunn Palace: Photographic and digital elevational documentation


Digital laser surveying and point cloud recording began emerging for practical survey use in the late 1990s and early 2000s as terrestrial laser scanners became reliable, portable and commercially viable. As technology matured, it has enabled rapid, non-contact capture of millions of spatial measurements, producing highly accurate 3D representations of sites and structures that can be manipulated by computer. This brought major benefits for documentation and records, offering precise, comprehensive and repeatable datasets that support preservation, condition assessment, design work and long-term digital archiving. Resulting point cloud data can be further manipulated into models, simulations and analytical visualisations for deeper study.



Rome: Traditional and digital display documentation

The ethical dimension of documentation cannot be overstated. Accurate and comprehensive records safeguard cultural heritage by preserving knowledge of interventions that, if unrecorded, might be irretrievably lost. Archived documentation allows future conservators to understand methods applied, materials used and reasoning behind decisions, thereby reducing the possibility of repeated mistakes or inappropriate interventions. Furthermore, documentation ensures accountability, demonstrating that work has been conducted according to professional standards in line with established conservation principles. By embedding this ethic into practice, professionals uphold technical and moral responsibility

toward heritage. Documentation supports education and policy development. Detailed records of interventions, materials and methodologies provide case studies for training purposes informing comparative studies and contributing to development of standards and guidelines. They serve as evidence in policy formulation and legislative processes, demonstrating practical outcomes of conservation strategies and reinforcing alignment with broader related objectives.



York: Archival similar vantage point photographs record changes and later developments

The ability to document past and current works and ensuring records are accessible is a core competency for conservation professionals. Systematic recording of pre-work conditions, coherent collation of project documentation and integration of archival and external sources protect the integrity of an asset and knowledge generated through its care. Clear, accessible documentation underpins accountability, informs future interventions and supports research and education, thereby contributing to long-term stewardship.

Rigorous recording and structured archiving reflect a responsibility to both past and future, ensuring that assets held in temporary care are preserved physically, intellectually and operationally for generations to come.

Develop Personal Competence I) to: Ensure accessibility for future use and accountability

I) Document works executed and make same accessible

Explanatory Note:

Aggregate documentation and enable retention for future use, accountability and continuity.

Develop an ability to systematically record decisions and adopted work. Ensure compilation is clear, accurate, detailed and accessible to future stakeholders.

Such documentation offers valuable reference information for future management, research and education, enabling informed long-term decision making.

Complete the Following:

Personal Starter Sentence:

I have determined the following record is required, being lodged and retained by...

By Addressing:

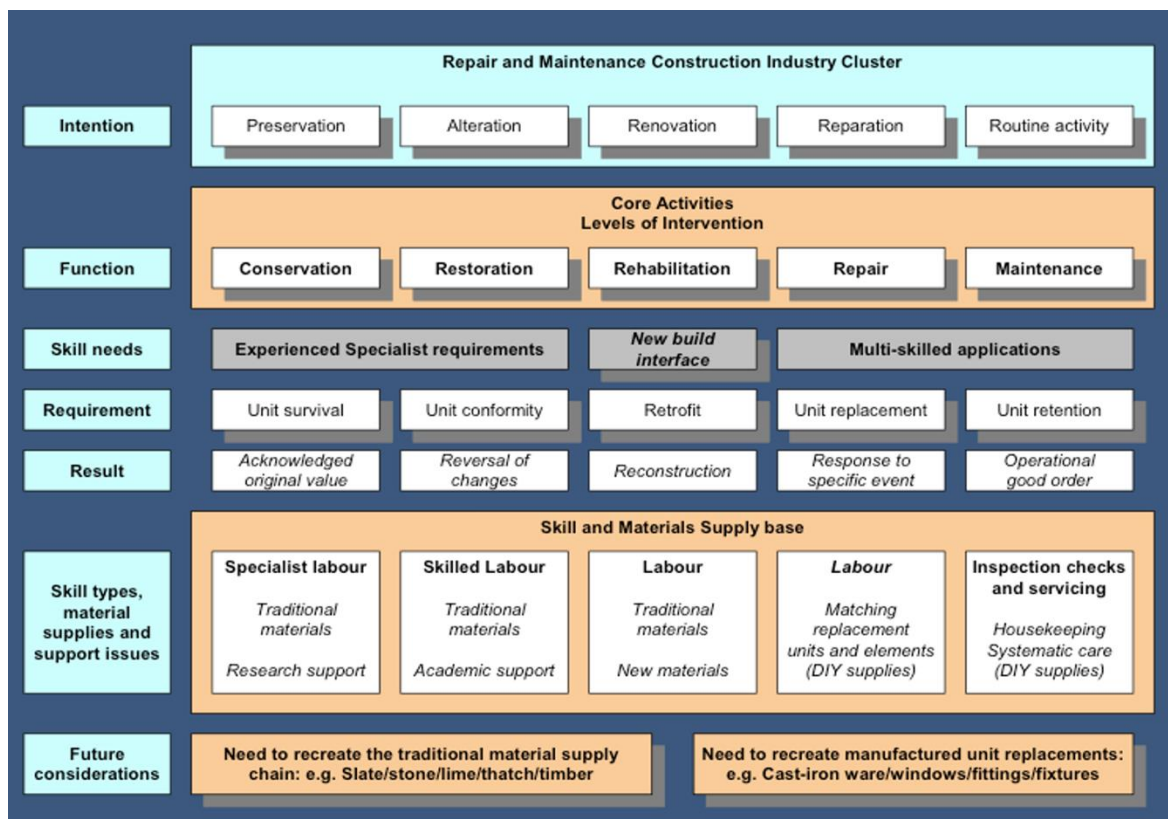
- Archival, illustrative, researched and published documentation
- The asset as a document
- Replication and digital documentation

Reflecting upon Guideline I) by

- *Recording pre-and post-work conditions*
- *Compiling site survey evidence, constraints and opportunities*
- *Determining a relevant repository for collated documentation*

Competence m): Focus on how to function
Operate an effective multi-disciplinary team

Conservation is an inherently collaborative endeavour. The principle that “*conservation works should only be entrusted to persons competent in these specialist activities*” underscores that competence is not only about individual technical skill but an ability to work effectively within multi-disciplinary teams. Education and training for conservation must therefore produce those who can collaborate with colleagues across diverse specialisms, employing sound methods to address complex challenges while safeguarding the integrity of assets.



Summary Construction Industry Cluster diagram © Ingval Maxwell

The diagram outlines the structure of conservation, repair and maintenance within the heritage construction industry. It emphasises the relationships between intentions, core activities, skills, materials and outcomes. At its highest level, its intention determines the nature of intervention: preservation, alteration, renovation, reparation, or routine activity. Its intentions are to guide core activities ranging from conservation and restoration to rehabilitation, repair and maintenance, each representing a distinct level of intervention and complexity. The function of conservation and restoration work focuses on either maintaining an asset’s survival or ensuring conformity with its original form. Conservation seeks to preserve acknowledged original value, while restoration aims at reversal of change.

Rehabilitation introduces retrofit and reconstruction, bridging traditional and modern building techniques. Repair and maintenance addresses unit replacement or retention of ongoing operational effectiveness, often through multi-skilled applications and routine servicing. These functions require a range of skills, from specialist conservation expertise to multi-skilled and general labour associated with maintenance. As emphasis shifts from asset survival to operational performance, so too do skill requirements and expected outcomes. The skills and materials supply base therefore combines specialist, skilled and general labour, supported by both traditional and contemporary materials. This framework identifies a pressing future need to re-establish traditional material supply chains, such as stone, lime and timber—alongside appropriate manufactured replacements, including cast iron fittings, to support sustainable and authentic management of historic assets.



A range of material, knowledge and skills exist in every building and asset

Successful multi-disciplinary collaboration begins with a shared understanding of a project's aims and intentions. Every intervention is guided by a defined purpose, whether it involves stabilization, restoration, preventive maintenance or adaptive reuse. A conservation professional must actively engage with colleagues to ensure that this aim is clearly understood and consistently interpreted. Clarity prevents misalignment of effort, facilitates coordination and ensures that each specialist's contribution advances the overarching goals of a project. By acknowledging the intention behind the work, participating members need to develop a common framework for decision making, developing coherent strategies that are technically sound, ethically responsible and culturally sensitive.

Determining the functions to be adopted within a multi-disciplinary approach is essential for efficient collaboration. Conservation projects typically involve professionals with expertise in structural engineering, materials science, art history, archaeology, architecture and environmental monitoring, et al. Each specialist brings a unique perspective and skill set and their contributions must be carefully defined and coordinated. Establishing roles and responsibilities early in a project promotes accountability, prevents duplication of effort and ensures that critical tasks are corporately addressed by the most qualified individuals. Clear functional delineation allows members to integrate knowledge effectively, creating a comprehensive understanding of an asset’s condition, significance and conservation needs.

Appreciating and accepting a requirement for a variety of skills and specialisms is central to effective teamwork. Heritage assets are complex, composed of diverse materials and structures, often spanning multiple periods of construction and artistic styles. Addressing conservation demands technical expertise, interpretive skill, historical knowledge and a practical understanding of environmental and social contexts. Recognizing this variety helps conservationists anticipate which specialists will be needed at different stages of work fostering a culture of respect and trust. It ensures that any outcome benefits from a broad spectrum of professional insights, enhancing the quality of interventions and integrity of decision making.

The practical challenges of working with a variety of unobtainable materials and potential scarcity of suppliers, underscores the importance of multi-disciplinary collaboration—especially when having to adopt alternatives for components that are no longer produced or where traditional building techniques have been lost. In such cases, there is a need to pool expertise to identify suitable alternatives, assess compatibility with existing fabric and develop alternate procurement or construction strategies. This process requires dialogue to ensure that interventions maintain technical performance and historic fidelity—highlighting the interdependence of knowledge and skills and coordinated problem solving.



A visual indication of historic glass conservation skill requirements

Understanding levels of threats and risks is a critical aspect of multi-disciplinary activities. Conservation projects often involve environmental hazards, structural instability, or fragile decorative fabric. Risks to personnel, materials, the site and its setting must therefore be assessed collectively and managed through appropriate mitigation measures. This depends on clear communication of risk assessments, adherence to relevant standards and procedures as well as ongoing monitoring. Multi-disciplinary collaboration enhances this process by

allowing specialists to interpret risks from different perspectives, structural engineers may evaluate load-bearing risks, chemists may assess material degradation and curators may evaluate implications for artistic or historical significance. By integrating these insights, a holistic approach to safety and preservation can emerge.



Edinburgh: Sensitive progress in cleaning surface discolouration of mural painting

Effective teamwork involves making informed decisions under conditions of compromise. Conservation rarely allows for ideal solutions, so decisions may need to balance conflicting objectives, limited resources and practical constraints. Decisions involving compromise do not indicate failure but reflect thoughtful negotiation of competing priorities. For example, limited funding might necessitate prioritizing interventions on the most vulnerable or culturally significant elements first, while less critical areas may be temporarily stabilized for future action. Multi-disciplinary collaboration ensures that such compromises are made with full awareness of technical, ethical and cultural implications safeguarding an asset while making the most of available resources.



Duff House: Comprehensive paint analysis will inform redecoration schemes

Working in multi-disciplinary groups requires rigorous methodological management and discipline. Each specialist must adhere to sound principles, ensuring that observations, analyses and interventions are systematic, reproducible and verifiable. -Standardized methods integrate diverse contributions, improving communication and evaluation. Methodological rigor provides a foundation for accountability and professional responsibility demonstrating that decisions and actions were based on evidence, best practice and shared ethical standards.



Post fire incident analysis of material performance under stress



Services installations can create complexities in maintaining fire compartmentation

A collaborative approach extends beyond an immediate project team. Conservation projects often involve consultation with stakeholders, local authorities, funding bodies and community representatives. Professionals working in multi-disciplinary groups must coordinate these interactions, ensuring that external perspectives are considered, documented and integrated into project strategies. Fostering inclusive communication ensures that interventions are socially responsible, culturally appropriate and aligned with broader funding and management objectives.

An essential aspect of multidisciplinary collaboration is reflective practice, in which participants learn from one another, critically evaluate outcomes and refine strategies accordingly. This iterative process strengthens individual expertise and collective capacity, ensuring that lessons learned on one project inform future work. By cultivating an environment of mutual respect, intellectual curiosity and open communication, multi-disciplinary working enhances quality, sustainability and ethical grounding of practice.



London: Commercial needs can challenge sustainability ideals

Ultimately, multi-disciplinary working enables team members to holistically address the complexity of heritage assets, combining technical expertise with ethical judgment, operational planning and creative problem solving. Professionals trained to collaborate effectively ensure that interventions are carefully planned, executed and documented, preserving the material fabric and cultural significance of assets. Such collaboration maximizes efficacy of limited resources, integrates multiple perspectives and produces solutions that are resilient, responsible and suitably informed.

Develop Personal Competence m) to: Operate in an effective multi-disciplinary team

m) Work in multi-disciplinary groups using sound methods

Explanatory Note:

Focus on the need to function as an effective multi-disciplinary team

Develop an ability to collaborate effectively by integrating relevant expertise to address complex challenges. Apply rigorous, established methods and practices to ensure research, analysis and determined interventions are reliable and appropriate. Respect different perspectives whilst incorporating knowledge to achieve coherent, evidence-based outcomes.

Such an approach enhances problem solving, supports informed decision-making and helps ensure that physical interventions are technically sound and sensitive to the broader cultural, historical and environmental context.

Complete the Following:

Personal Starter Sentence:

I have determined that the following methodological approach is necessary through working with ...

By Addressing:

- Determining functional requirements and integrating multi-disciplinary needs
- Coherent application of skills and specialisms


Reflecting upon Guideline m) by

- *Understanding levels of need, threats and risks*
- *Appreciating the required expertise of skills and specialisms*
- *Integrating related expertise and knowledge*
- *Appreciating when 'compromised' decisions may have to be taken*

Competence n): Focus on collaboration

Create locally appropriate conservation strategies


Conservation is more than careful treatment of materials and structures; it is a social and cultural enterprise and one that is constantly being challenged. The principle that “*conservation works should only be entrusted to persons competent in these specialist activities*” underscores the need for technical expertise alongside effective engagement with people, institutions and a wider heritage context. Achieving balanced outcomes can be challenging as consensus is not always possible.



Stirling: An ethical challenge: Medieval Hall - 18th C Army Barracks - restored Medieval Hall

Education and training should equip conservationists to develop strategies that respond to local needs, resources and capacities, while enabling effective collaboration with communities, administrators and planners. This requires cultural sensitivity, ethical awareness, clear communication and practical understanding. By contrast, education and practice in new-build construction is shaped primarily by standardised engineering, automation and digitally optimised systems, with less reliance on local cultural contexts. New-build development prioritises efficiency, scalability and technical performance over community embedded collaboration. Although ethical and cultural considerations remain relevant, they do not inform decision making with the same depth or contextual specificity required in community-based conservation practice.

Central to that capability is promotion of inherent worth, value and significance of heritage. Such assets embody historical, aesthetic, social and spiritual significance. They serve as tangible records of human endeavour and repositories of collective memory. Conservationists must be able to convey the importance of those values to local communities, alongside funding and administrative bodies, encouraging their appreciation and stewardship. This is not merely a matter of technical explanation; it requires articulating the broader significance of heritage in a way that resonates with diverse audiences from government officials to local inhabitants. By promoting understanding and recognition of inherent worth of heritage, those involved lay the groundwork for cooperative engagement and shared responsibility.



Geological and Botanical sourcing for building purposes

Everything which has ever been built has either been extracted from below the ground or sourced from what has been grown on its surface. There are no other sources of raw materials from which to build in the future. Might this awareness encourage a more robust corporate commitment to the reuse of existing buildings?

Effective collaboration demands an understanding of regional and national distinctions. Heritage does not exist in a cultural vacuum. Practices, materials, construction techniques and meanings differ from one region and country to another. Administrators and planners operate within frameworks shaped by national and local governance, social priorities and legal regulations that often seem to favour an approach to building anew. Communities, in turn, have unique traditions, values and expectations regarding heritage. Conservation strategies must reflect these distinctions, adapting universal principles to specific contexts. Professionals must therefore combine knowledge of technical conservation, standards, sensitivity to local cultural, environmental and social realities, in so doing helping to ensure that interventions are appropriate and respectful of their historical base.



Berlin Wall 1975-80: Original location display section of L-shaped concrete panels

Recognizing resources concomitant with need is a critical component of locally responsive conservation. Available financial, technical and human resources vary widely between locations, regions and communities. Strategies that are technically ideal but financially or logistically unfeasible will fail in practice. A skilled conservationist assesses the practical capacities of stakeholders involved, devising approaches that are realistic, sustainable, achievable and economically viable. This pragmatic approach balances ambition with feasibility, ensuring that interventions deliver meaningful and durable outcomes rather than aspirational and unattainable goals.



India: Pragmatism in the adoption of local materials for scaffolding

Appreciating inherent and operating pressures on heritage is equally important. Assets and sites are subject to natural decay as well as social, economic and political pressures. Urban development, tourism, industrial expansion and population growth can all generate stress on assets—administrative priorities and regulatory frameworks may impose additional constraints. Those involved must identify these pressures, understand their implications and incorporate them into planning. In doing so, conservationists can develop risk mitigations, accommodate competing interests and protect heritage while enabling responsible use and development.



Rome: Making a complex structure safe and accessible

A defining requirement of effective conservation practice is enabling community engagement. Local populations are both stakeholders and custodians; their participation is crucial to the success of any intervention. Engaging communities involves consultation, education and collaboration, ensuring that their knowledge, perception and wishes inform decision making.

Conservationists must facilitate dialogue, listen to local concerns and foster a sense of ownership and responsibility. Community involvement enhances sustainability of conservation initiatives, strengthens cultural identity and promotes compliance with protective measures. It also helps to identify intangible values associated with heritage ritual, memory and social significance that may not immediately be apparent to external specialists—these issues, however, are central to an asset meaning.




Accommodating an overwhelming scale of tourism pressure with commercial benefit

Recognizing challenges arising from modern pressures completes a framework for locally responsive conservation. Contemporary demands in the form of urbanization, tourism, technological development and climate change, can place new and unforeseen stresses on heritage sites. Professionals must proactively anticipate and address these challenges, balancing conservation objectives with social, economic and environmental realities. For example, interventions may need to accommodate increased visitor access while preserving delicate materials—or they may require integration of sustainable energy or environmental management systems without compromising historical integrity. Conservation strategies must therefore be dynamic and adaptable, capable of responding to changing circumstances while maintaining core principles of care and respect.



Prague: Urban accommodation of vehicles

Conflict resolution is inherent in working with multiple stakeholders. Differing priorities and perspectives can generate tensions between preservation objectives, community use and administrative demands. Skilled conservationists serve as mediators, translating technical considerations into accessible language, clarifying priorities and proposing solutions that reconcile competing needs. This requires diplomacy, patience and ethical discernment and, a commitment to fairness and transparency. By facilitating mutual understanding and cooperation, conservationists help to ensure that interventions are accepted, supported and sustained over the long term.



London: Accommodating the need for a *'hint'* of (manicured) nature

Developing conservation strategies appropriate to local needs involves integrating cultural value, regional specificity, resource constraints, environmental pressures, community perspectives and modern challenges. Professionals must design approaches that are technically informed, socially responsible and practically feasible. Strategies should be comprehensive, addressing preventative maintenance, safety, emergency response, long-term management and public engagement, while remaining flexible enough to adapt to evolving circumstances. The aim is a holistic framework that preserves heritage, empowers stakeholders and balances tradition with contemporary realities, but, acknowledging that some loss may be inevitable.




London: Accommodating loss proudly proclaimed

Education and training must therefore prepare conservationists to operate in these complex social environments. Beyond technical expertise, professionals must cultivate skills in communication, negotiation, cultural literacy and project management. They must be capable of interpreting local needs, explaining specialized knowledge in accessible terms and fostering collaboration among diverse actors. By combining professional authority with ethical sensitivity, conservationists can bridge gaps between technical requirements, community expectations and administrative frameworks. Recognising potential pitfalls can help avert serious misjudgements associated with modern construction methods and materials.



London: Confronting misjudgements



London: A disregard of traditional technologies

Ultimately, the ability to work with inhabitants, administrators and planners is an expression of responsible stewardship. Conservation is not solely the preservation of material fabric; it is the protection of meaning, identity and community heritage. Through collaboration, conflict mediation and locally responsive strategies, professionals ensure heritage is preserved, valued and meaningfully integrated into daily life. Through such practice, conservation becomes both a technical and social enterprise, capable of sustaining heritage assets in a manner that respects the past, serves the present and safeguards the future.

Develop Personal Competence n) to: Create appropriate conservation strategies

n) Be able to work with inhabitants, administrators and planners to resolve conflicts and to develop conservation strategies appropriate to local needs, abilities and resources

Explanatory Note:

Focus on collaborative discussion and integration of all interested parties' requirements to create appropriate operational strategies and progress

Develop an ability to collaborate effectively in addressing and resolving competing interests. Engage in open dialogue to understand diverse perspectives and priorities through fostering mutual respect and cooperation to create practical and sensitive conservation strategies tailored to local conditions, financial capacities and available resources.

Such an approach helps deliver realistic, inclusive and sustainable solutions to protect the asset whilst meeting community needs through adopted long-term responsibilities for care.

Complete the Following:

Personal Starter Sentence:

On reaching my conclusions I have worked with many others, including ...

By Addressing:

- Meeting financial, functional and operational needs
- Community Engagement
- Devising strategic resource needs and pressures
- Acknowledging inherent sustainability and embodied energy

Reflecting upon Guideline n) by

- *Promoting inherent worth, significance and value*
- *Recognising resources concomitant with need*
- *Appreciating existing and future operational pressures*
- *Enabling community engagement and influence*